JONE PRECISION

TARAUDAGE

JONE PRECISION & ENGINEERING

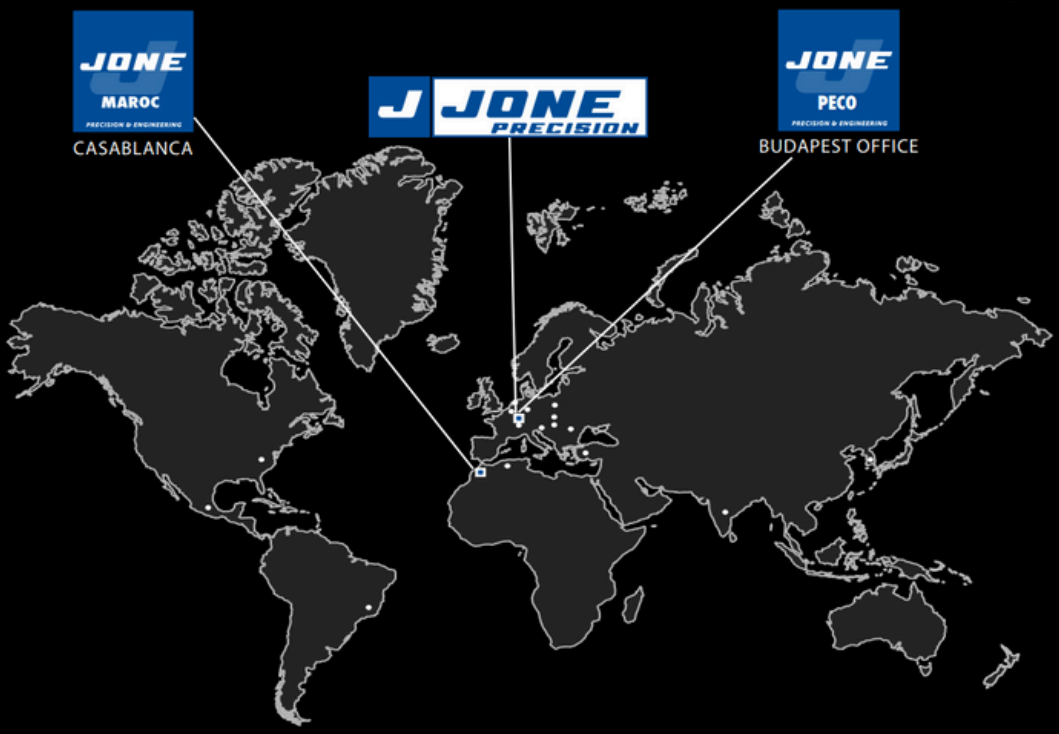

95 route de Marienthal - ZI de l'Aérodrome
BP 10062 - 67502 HAGUENAU Cedex FRANCE

Tél. +33 (0)3 88 93 08 41
Fax +33 (0)3 88 93 43 73

infos@joneprecision.com
www.joneprecision.com

Sharp tools. sharp ideas

SCHUMACHER

PRECISION TOOLS SINCE 1918

CATALOGUE NO. 124 G - THREADING TECHNOLOGY

Edition
Threading Technology

Products | Applications | Services

Catalogue No. 124 G
Threading Technology

Products | Applications | Services

Table of Contents

1.1 | Company
1.11 | Navigator

Machine Taps
Forming Taps
Sets of Taps
Solid Carbide Machine Taps
Short Machine Taps

2.2	ISO Metric Coarse Thread	M
2.80	ISO Metric Coarse Thread	M / VHM
3.1	ISO Metric Fine Thread	MF
3.17	ISO Metric Fine Thread	MF / VHM
4.1	Whitworth Pipe Thread	G
5.1	Unified Coarse Thread	UNC
5.18	Unified Fine Thread	UNF
6.1	American Tapered Pipe Thread	NPT
6.4	Steel Conduit Thread	PG
6.6	ISO Metric Trapezoidal Thread	TR

7.1 | Tap Holders
7.2 | ER Collet Tap Holders for synchronized machining
7.5 | Quick Change Tap Holders for synchronized machining
7.8 | Quick Change Tap Holders for conventional machining

Technology
8.1 | Color Ring Series
8.2 | Chamfer Types
8.3 | Coatings
8.4 | Tolerance Levels
8.5 | Cutting Data
8.6 | Work Piece Material Groups

product range design



geometry development

fully-automated measurement process for new developments

Research & Development

Research and Development focuses on two crucial areas: tool know-how and machining technology by **Schumacher Precision Tools (SPT)** and systems for digital process control in small and medium-sized enterprises by **GAP (Gesellschaft für angewandte Prozesslenkung).**

For the development of new machining technology, **Schumacher** utilizes the standardized product technology database of the module **ToolDesign**, which contains more than 20,000 tool variants. This technology can be used for both new designs and ongoing developments, drawing upon algorithms. CAD-variant construction will be deployed for the respective tool models.

Schumacher can rely on an established network of renowned institutions in research disciplines such as high-speed steel and carbide substrates, heat and surface treatment, or hard material coating.

The management and technology modules developed by **GAP** in cooperation with technical universities ensure a consistent digital networking within the company. Data base-oriented product design with the module **ToolDesign** combined with the digital control system of the module **ToolProduction** fulfill the objectives of the government's initiative **'Industry 4.0'. ToolProduction** represents digital process structures in production, a know-how advantage that is applied for the internal process optimization of **Schumacher Precision Tools**. Moreover, the cross-departmental nature of **ToolProduction** allows partial or complete synchronization with partner companies in designated sections.

SCHUMACHER
PRECISION TOOLS SINCE 1918

RWTH AACHEN UNIVERSITY

research cooperation with
various technical universities

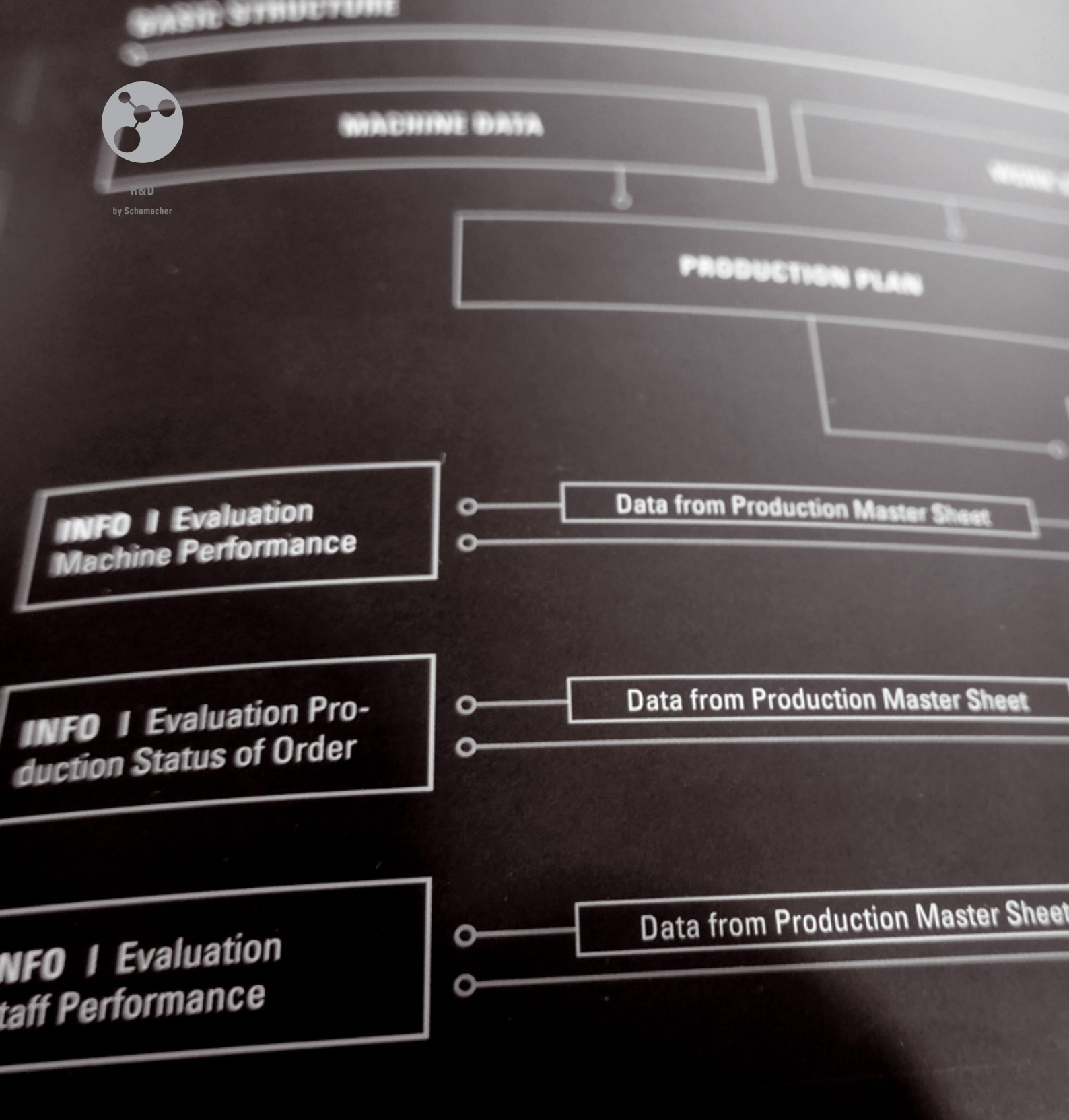
MACHINE DATA
PRODUCTION PLAN
INFO I Evaluation Machine Performance
Data from Production Master Sheet
INFO I Evaluation Production Status of Order
Data from Production Master Sheet
INFO I Evaluation Staff Performance
Data from Production Master Sheet

ToolDesign
by Schumacher

ToolSimulation
by Schumacher

ToolDesign – FEATURES:

- Pricing for Quotation Management
- Parameterized 3D-volume models
- Production drawings
- Data generation and transfer for CNC-production machine tools
- Providing know-how data for B2B and B2C-Partners

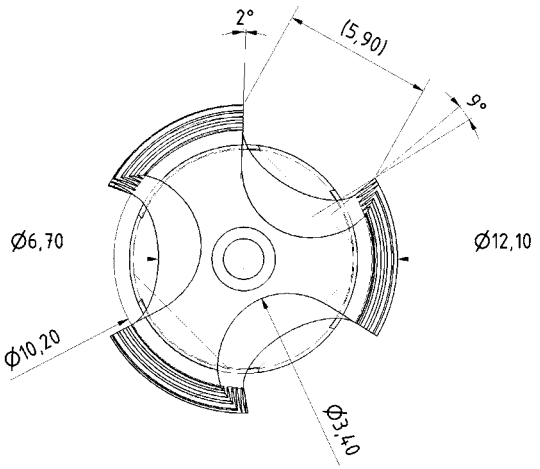

3D model precision tool

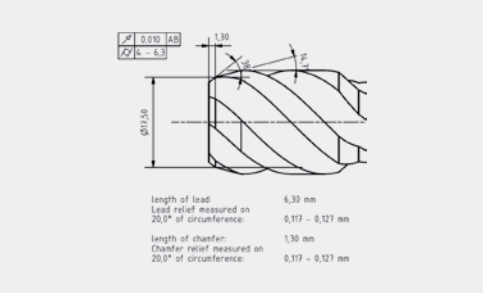

Drawing detail

CAD-construction using algorithms
and methods of variant construction

Design & Simulation

The ToolDesign Principle

The objective:

The GAP-module **ToolDesign** supports and automatizes the development, construction, production, and administration of rotation-symmetric precision tools.

ToolDesign serves as the core of Schumacher's process control in the **ToolProduction** module – as overall technology hub for products and production parameters. The system is founded on the parameter-based item structure with the construction features of all available tool variants. This standardized technology structure allows the automatic generation of constructive, production-technical, and calculative framework conditions for manufacturing rotation-symmetric precision tools.

measurement process



profile inspection



digital measurement process

Simulation-based test runs before start of production increase the quality of new tool variants development

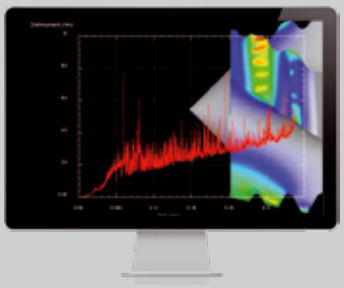

torque curve through FEM simulation

Design & Simulation

The ToolSimulation Principle

The Objective:

The GAP-module **Tool-Simulation** uses the **FEM method** to simulate the cutting performance of precision tools. In this context, 3D tool models from **ToolDesign** can be tested virtually in defined work pieces with their material properties before tool production begins.

The simulation process was realized with high computer processing power through extensive modification of a standard simulation software. At the start, an interactive work piece description for the process is provided to the user of **ToolSimulation**. This digital work piece receives information about all material properties that are necessary for the simulation process from an edited system data base. The geometry variations and material properties of the precision tools are available through the 3D volume models from **ToolDesign.**

ToolDesign
by Schumacher

ToolSimulation
by Schumacher

ToolSimulation – FEATURES:

- Digital preparation of 3D volume models for simulation process
- Data transfer of 3D volume tool models from ToolDesign
- Development of 3D volume work piece models
- Material classification of the work piece and tool models
- Simulation – testing new tool variants
- Interpretation of results

ToolProduction
by Schumacher
DigitalProcessPlanning
by Schumacher

Production & Digital Process Control

The ToolProduction Principle

The Objective: Introduction of Digital Process Control according to 'Industry 4.0'

The required framework conditions for a successful introduction of digital and decentralized process control at SPT were provided through various modules of computer-aided information processing in all departments. By the early 1990s, SPT had completed connecting all departments related to production with a cross-departmental information system. This was part of the introduction of a CIM strategy (Computer Integrated Manufacturing).

Smart services for customers through data generated during production

Robot-loaded grinding center



Examination of test results

Performance tests

Location-independent digital description of entire processing

GAP
Gesellschaft für angewandte Prozesslenkung

As of Today, use of IT comprises the following technical-organizational sections:

- stock management
- sales
- development and design
- production scheduling
- production planning and control
- manufacturing
- logistics and quality control
- finance

Production & Digital Process Control

The current GAP-initiative ToolProduction with many features from 'Industry 4.0' considers the change in the industry's framework conditions and leads to the digital transformation of all processes. This is related to the introduction of Smart Services, a platform making any relevant process and technology data generated during production available in real-time.

ToolProduction
by Schumacher

DigitalProcessPlanning
by Schumacher

GAP

Gesellschaft für angewandte Prozesslenkung

Digital Process Planning for SMEs | The Modular Principle

Navigator

suitability code	■	well-suited	□	suited
core hole types	1	blind holes	2	through holes
	3	blind and through holes	4	blind holes > 2 xd
coolant	O	cutting oil	E	emulsion
	P	paraffin	A	air

Reference cutting speeds V_c page 8.5

Type of Thread & Catalogue 124 page
M
MF
G
UNC/UN
UNF
NPT
PG
TR

Material Groups DIN ISO 513		Description		Examples	Lubricating Coolant
P	P1	General construction steels	(≤ 800N)	St37-2, 16 MnCr5, C60	E, O
	P2	Cementation, Heat-treatable, Nitriding steels	(≤ 1200N)	42CrMo4, 30CrNiMo8	E, O
	P3	High-alloyed steels, Heat-resistant steels	(≤ 1400N)	X38CrMoV5-3, Toolox44	O
M	M1	Stainless steels austenitic		X 5 Cr Ni 18 10, X 6 Ni Mo Ti 17 12 2, X 10 Cr Ni S 18 9	O
	M1	Stainless steels ferritic, martensitic		X 6 Cr 13, X 4 Cr Mo S 18, X 30 Cr 13, X 12 Cr Mo S 17	O
	M2	Duplex steels		X2CrNiMoN22-5-3	O, P
K	K1	Grey cast iron		EN-GJL-200 (GG 20), EN-GJL-300 (GG 30)	E, O
	K2	Nodular cast iron		EN-GJS-400-15 (GGG 40), EN-GJS-600-3 (GGG 60)	E, O
	K3	Malleable cast iron		EN-GJMB-450-06 (GTS 45), EN-GJMW-350-04 (GTW 35)	E, O
N	N1	Aluminium wrought alloys		Al Mg Si, Al Mn 1	E, O
	N1	Aluminium cast alloys < 10 % Si	(< 10 % Si)	G-Al Mg 3, G-Al Si 9 Cu 3	E, O
	N2	Aluminium cast alloys ≥ 10% Si	(≥ 10 % Si)	G-Al Si 10 Mg, G-AlSi 12	E, O
	N3	Copper alloys		E-Cu, SE-Cu	E, O
	N3	Special copper alloys (AMPCO)		Ampco 18, Ampco 20, Ampco 25	dry
	N4	Brass long chipping		Cu Zn 30	E, O
	N4	Brass short chipping		Cu Zn 39 Pb 2 (MS 58), Cu Zn 40 Al 2	E, O
	N5	Bronze long chipping		G Cu Sn 10 Zn (Rg 10)	E, O
	N5	Bronze short chipping		G Cu Pb 5 Sn (RG 5), Cu Sn 8 (Rg 7)	E, O
	N6	Thermoplastics		Hostalen/Makrolon/PS/PVC	E, O
	N7	Duroplastics/Fibre reinforced		Bakelit/Pertinax/Ferrozell/Resopal	E, O
	N8	Magnesium alloys		Az 91	O, A
	N9	Graphite		C 8000	A
S	S1	Pure titanium/titanium alloys		Ti 99, 5, Ti 99.4, Ti Al 5 Sn 2, Ti Al 6 V 4	E, O, P
	S2	Pure nickel/nickel alloys		Ni 99,6, Inconel 718	O, P
H	H1	Hard materials up to 50 HRC		Hardox 450	O, P
	H2	Hard materials up to 60 HRC		Hardox 550	O, P

2.2	2.5	2.6	2.6	2.6	2.8	2.10	2.11	2.11	2.13	2.13	2.13	2.15	2.15	2.15
3.1		3.5							3.6				3.6	
4.1		4.2							4.3				4.3	
5.1		5.3							5.5				5.5	
5.18		5.20							5.22				5.22	
6.4														

ST HSS-E	MS HSS-E	GG HSS-E	GG HSS-E	GG HSS-E	Hard HSS-E/PM	MG HSS-E/PM	AL HSS-E/PM	AL HSS-E/PM	ST HSS-E	ST 6G HSS-E	ST 7G HSS-E	ST LH HSS-E	ST HSS-E	ST 2xL1 HSS-E
■									■	■	■	■	■	■
■									□	□	□	□	□	□
		■	■	■										
		□	□	□					■	■	■	■	■	■
		□	□	□					■	■	■	■	■	■
							■	■	□	□	□	□	□	□
		□	□	□			■	■						
□		■	■	■										
	■						■	■						
	■													
	■						■	■						
	■													
							■	■	□	□	□	□	□	□
□		□	□	□										
						■								
					■									
3	3	3	3	3	3	1	2	2	2	2	2	2	2	2

2.16	2.20	2.20	2.21	2.24	2.26	2.28	2.30	2.30	2.32	2.34	2.34	2.36	2.36	2.36
	3.10	3.10										3.11		
	4.4	4.4										4.5		
	5.7	5.7												
	5.24	5.24												

ST, CNC HSS-E/PM	INOX HSS-E	INOX HSS-E	INOX HSS-E/PM	VG HSS-E/PM	NI HSS-E/PM	ST, AZ HSS-E	VG HSS-E	VG HSS-E	TI HSS-E/PM	Uni HSS-E	Uni HSS-E	ST HSS-E	ST HSS-E	ST HSS-E
■			□			■	□	□		■	■	■	■	■
■	■	■	■	■	■	□	■	■		■	■	□	□	□
□					■		■	■	■					
■	■	■	■							■	■			
■	■	■	■							■	■			
■			■											
■	■	■				■				■	■	■	■	■
■					■	■			■	■	■	■	■	■
□						□				■	■	□	□	□
					■				■					
										■	■			
										■	■			
□						□				■	■	□	□	□
	□	□							■					
					■									
2	2	2	2	2	2	2	2	2	2	2	1	1	1	1

2.38	2.38	2.40	2.41	2.43	2.45	2.45	2.45	2.47	2.47	2.47	2.48	2.48	2.52	2.54
					3.12				3.12					
					4.6				4.6					
		5.9	5.10		5.12				5.12					
			5.26		5.27				5.27					

VG HSS-E	VG HSS-E	VG HSS-E	NI HSS-E/PM	TI HSS-E/PM	ST HSS-E	ST 6G HSS-E	ST 7G HSS-E	ST LH HSS-E	ST HSS-E	ST 2xL1 HSS-E	ST, CNC HSS-E/PM	ST, CNC HSS-E/PM	ST HSS-E	Uni HSS-E
□	□	□			■	■	■	■	■	■	■	■	■	■
■	■	■	■		□	□	□	□	□	□	■	■	□	■
■	■	■	■	■							□	□		
											■	■		■
											■	■		■
											■	■		
		■												
					■	■	■	■	■	■	■	■	■	■
			■	■	■	■	■	■	■	■	■	■	■	■
					□	□	□	□	□	□	□	□	□	■
			■	■										
														■
														■
					□	□	□	□	□	□	□	□	□	■
				■										
			■											
1	1	1	1	1	1	1	1	1	1	1	4	4	4	1

2.54	2.56	2.58	2.58	2.59	2.62	2.62	2.64	2.64	2.66	2.67	2.67	2.68	2.72	2.72
		3.13	3.13											
		4.7	4.7											
		5.14	5.14										5.16	5.16
		5.29	5.29											

Uni HSS-E	VG HSS-E/PM	INOX HSS-E	INOX HSS-E	INOX HSS-E/PM	AL HSS-E/PM	AL HSS-E/PM	VG HSS-E	VG HSS-E	Uni HSS-E/PM	AL HSS-E/PM	AL HSS-E/PM	ST, CNC HSS-E/PM	ST HSS-E	ST HSS-E
■	■						□	□	■			■	■	■
■	■	■	■	■			■	■	■			■	■	■
							■	■						
■	■	■	■	■					■			■	□	□
■	■	■	■	■					■			■		
				■										
■	■	■	■	■					■				■	■
■														
■					■	■			■	■	■		■	■
					■	■				■	■			
									■				■	■
■					■	■								
■					■	■			■	■	■		■	■
■					■	■								
		□	□	□										
1	4	1	1	4	4	4	1	1	3	3	3	3	3	3

2.72					2.80	2.81	2.81	2.82	2.83	2.83
							3.17			
					VHM tec CARBIDE by Schumacher					
	6.1	6.2								
			6.6	6.6						

ST 6GX HSS-E	ST HSS-E	VG HSS-E/PM	ST HSS-E	ST LH HSS-E	Hard VHM	Hard VHM	Hard VHM	Uni VHM	ST VHM	ST VHM
■	■	□	■	■				■	■	■
■	■	■	■	■				■	■	■
		■						■		
□								■	■	■
								■		
					■	■	■			
■	□		□	□	■	■	■		□	□
	□		□	□	■	■	■			
■								■		
								■		
	□				■	■	■		■	■
■								■	□	□
					■	■	■			
								■		
					■	■	■			
■								■		
					■	■	■			
								■		
	□	□			■	■	■			
								■	□	□
		□						■		
					■	■	■			
					■	■	■			
3	3	1	2	2	2	3	3	1	3	3

2.2	ISO Metric Coarse Thread DIN 13	M
2.80	ISO Metric Coarse Thread DIN 13	M / VHM
3.1	ISO Metric Fine Thread DIN 13	MF
3.17	ISO Metric Fine Thread DIN 13	MF / VHM
4.1	Whitworth Pipe Thread DIN ISO 228	G
5.1	Unified Coarse Thread ANSI B1.1	UNC
5.18	Unified Fine Thread ANSI B1.1	UNF
6.1	American Tapered Pipe Thread ANSI B 1.20.1	NPT
6.4	Steel Conduit Thread DIN 40430	PG
6.6	ISO Metric Trapezoidal Thread DIN 103 1977	TR

7.1	Tap Holder
7.2	ER Collet Tap Holder for machines with synchronous spindle
7.5	Quick Change Tap Holder for machines with synchronous spindle
7.8	Quick Change Tap Holder Conventional

Machine Taps

Cutting Data

DIN 371 HSS-E

straight flutes
for general construction steel

Group 3000
for blind and through holes

STEEL

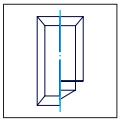

2xd_1

Art.-No.		30000
Technology	i Page 8.1	
Chamfer Length	i Page 8.2	C / 2-3 x P
Surface	i Page 8.3	bright
Tolerance	i Page 8.4	ISO2 (6H) | ISO1 (4H)
Cutting Data	i Page 8.5	P1 general construction steel

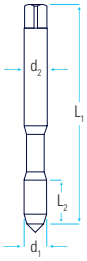

Ø d_1	P_{mm}	L_1	L_2	d_2	□		
M 1	0.25	40	5.5	2.5	2.1	0.75	■
M 1.2	0.25	40	5.5	2.5	2.1	0.95	■
M 1.4	0.3	40	7	2.5	2.1	1.1	■
M 1.6	0.35	40	8	2.5	2.1	1.25	■
M 1.7	0.35	40	8	2.5	2.1	1.35	■
M 1.8	0.35	40	8	2.5	2.1	1.45	■
M 2	0.4	45	8	2.8	2.1	1.6	■
M 2.2	0.45	45	8	2.8	2.1	1.75	■
M 2.3	0.4	45	8	2.8	2.1	1.9	■
M 2.5	0.45	50	9	2.8	2.1	2.05	■
M 2.6	0.45	50	9	2.8	2.1	2.15	■

Continuation »

■ available – intermediate size on request

Machine Taps

Cutting Data

DIN 371 HSS-E

straight flutes
for general construction steel

Group 3000
for blind and through holes

STEEL

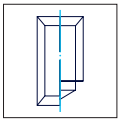

2xd_1

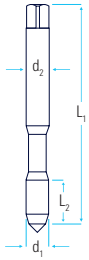

Art.-No.		30000
Technology	i Page 8.1	
Chamfer Length	i Page 8.2	C / 2-3 x P
Surface	i Page 8.3	bright
Tolerance	i Page 8.4	ISO2 (6H)
Cutting Data	i Page 8.5	P1 general construction steel

Ø d_1	P_{mm}	L_1	L_2	d_2	□		
M 3	0.5	56	11	3.5	2.7	2.5	■
M 3.5	0.6	56	12	4	3	2.9	■
M 4	0.7	63	13	4.5	3.4	3.3	■
M 5	0.8	70	15	6	4.9	4.2	■
M 6	1	80	17	6	4.9	5.0	■
M 7	1	80	17	7	5.5	6.0	■
M 8	1.25	90	20	8	6.2	6.8	■
M 9	1.25	90	20	9	7	7.8	■
M 10	1.5	100	22	10	8	8.5	■
M 12	1.75	110	24	12	9	10.2	■

■ available – intermediate size on request

SCHUMACHER

Machine Taps

Cutting Data

DIN 376 HSS-E

straight flutes
for general construction steel

Group 4000
for blind and through holes

STEEL

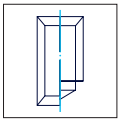

2xd_1

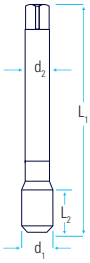

Art.-No.			40000
Technology	i	Page 8.1	
Chamfer Length	i	Page 8.2	C / 2-3 x P
Surface	i	Page 8.3	bright
Tolerance	i	Page 8.4	ISO2 (6H)
Cutting Data	i	Page 8.5	P1 general construction steel

Ø d_1	P_{mm}	L_1	L_2	d_2	□		
M 6	1	80	17	4.5	3.4	5.0	■
M 7	1	80	17	5.5	4.3	6.0	■
M 8	1.25	90	20	6	4.9	6.8	■
M 9	1.25	90	20	7	5.5	7.8	■
M 10	1.5	100	22	7	5.5	8.5	■
M 12	1.75	110	24	9	7	10.2	■
M 14	2	110	26	11	9	12.0	■
M 16	2	110	27	12	9	14.0	■
M 18	2.5	125	30	14	11	15.5	■
M 20	2.5	140	32	16	12	17.5	■
M 22	2.5	140	32	18	14.5	19.5	■
M 24	3	160	34	18	14.5	21.0	■
M 27	3	160	36	20	16	24.0	■
M 30	3.5	180	40	22	18	26.5	■
M 33	3.5	180	40	25	20	29.5	■
M 36	4	200	50	28	22	32.0	■

■ available – intermediate size on request

Machine Taps

Cutting Data

DIN 371 HSS-E

straight flutes
for copper alloys

Group 3020
for blind and through holes

MS

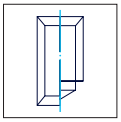

2xd_1

Art.-No.		30200
Technology	i Page 8.1	
Chamfer Length	i Page 8.2	E / 1.5-2 x P
Surface	i Page 8.3	bright
Tolerance	i Page 8.4	ISO2 (6H)
Cutting Data	i Page 8.5	N3 copper alloys

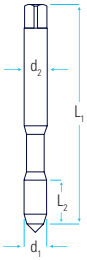

Ø d_1	P_{mm}	L_1	L_2	d_2	□		
M 1.7	0.35	40	8	2.5	2.1	1.35	
M 1.8	0.35	40	8	2.5	2.1	1.45	
M 2	0.4	45	8	2.8	2.1	1.6	
M 2.2	0.45	45	8	2.8	2.1	1.75	
M 2.3	0.4	45	8	2.8	2.1	1.9	
M 2.5	0.45	50	9	2.8	2.1	2.05	
M 2.6	0.45	50	9	2.8	2.1	2.15	
M 3	0.5	56	11	3.5	2.7	2.5	■
M 3.5	0.6	56	12	4	3	2.9	
M 4	0.7	63	13	4.5	3.4	3.3	■
M 5	0.8	70	15	6	4.9	4.2	■
M 6	1	80	17	6	4.9	5.0	■
M 7	1	80	17	7	5.5	6.0	
M 8	1.25	90	20	8	6.2	6.8	■
M 9	1.25	90	20	9	7	7.8	
M 10	1.5	100	22	10	8	8.5	■

■ available – intermediate size on request

SCHUMACHER

Machine Taps White Ring

Cutting Data

DIN 371 HSS-E

straight flutes
for cast iron

Group 3030
for blind and through holes

CAST IRON

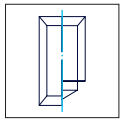

2xd_1

High Speed Cutting by Schumacher

High Speed Cutting by Schumacher

Art.-No.			30300/01	30300/25	30300/2540
Technology	i	Page 8.1	High Volume White Ring	High Volume White Ring	internal coolant White Ring
Chamfer Length	i	Page 8.2		C / 2-3 x P	
Surface	i	Page 8.3	nitrided	TiN	TiN
Tolerance	i	Page 8.4	6HX	6HX	6HX
Cutting Data	i	Page 8.5		K1 grey cast iron N7 duroplastics	

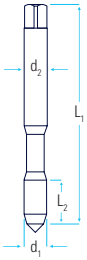

Ø d_1	P_{mm}	L_1	L_2	d_2	□				
M 1.7	0.35	40	8	2.5	2.1	1.35			
M 1.8	0.35	40	8	2.5	2.1	1.45			
M 2	0.4	45	8	2.8	2.1	1.6			
M 2.2	0.45	45	8	2.8	2.1	1.75			
M 2.3	0.4	45	8	2.8	2.1	1.9			
M 2.5	0.45	50	9	2.8	2.1	2.05			
M 2.6	0.45	50	9	2.8	2.1	2.15			
M 3	0.5	56	11	3.5	2.7	2.5	■	■	
M 3.5	0.6	56	12	4	3	2.9			
M 4	0.7	63	13	4.5	3.4	3.3	■	■	
M 5	0.8	70	15	6	4.9	4.2	■	■	
M 6	1	80	17	6	4.9	5.0	■	■	■
M 7	1	80	17	7	5.5	6.0			
M 8	1.25	90	20	8	6.2	6.8	■	■	■
M 9	1.25	90	20	9	7	7.8			
M 10	1.5	100	22	10	8	8.5	■	■	■

■ available – intermediate size on request

Machine Taps White Ring

Cutting Data

DIN 376 HSS-E

straight flutes
for cast iron

Group 4030
for blind and through holes

CAST IRON

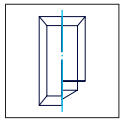

2xd_1

Art.-No.			40300/01	40300/25	40300/2540
Technology	i	Page 8.1	**High Volume** White Ring	**High Volume** White Ring	internal coolant White Ring
Chamfer Length	i	Page 8.2		C / 2-3 x P	
Surface	i	Page 8.3	nitrided	TiN	TiN
Tolerance	i	Page 8.4	6HX	6HX	6HX
Cutting Data	i	Page 8.5		K1 grey cast iron N7 duroplastics	

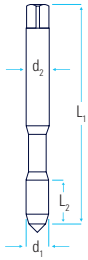

Ø d_1	P_{mm}	L_1	L_2	d_2	□				
M 6	1	80	17	4.5	3.4	5.0			
M 7	1	80	17	5.5	4.3	6.0			
M 8	1.25	90	20	6	4.9	6.8			
M 9	1.25	90	20	7	5.5	7.8			
M 10	1.5	100	22	7	5.5	8.5			
M 12	1.75	110	24	9	7	10.2	■	■	■
M 14	2	110	26	11	9	12.0	■		
M 16	2	110	27	12	9	14.0	■	■	■
M 18	2.5	125	30	14	11	15.5	■		
M 20	2.5	140	32	16	12	17.5	■	■	■
M 22	2.5	140	32	18	14.5	19.5	■		
M 24	3	160	34	18	14.5	21.0	■		
M 27	3	160	36	20	16	24.0	■		
M 30	3.5	180	40	22	18	26.5	■		
M 33	3.5	180	40	25	20	29.5			
M 36	4	200	50	28	22	32.0			

■ available – intermediate size on request

SCHUMACHER

Machine Taps Red Ring

Cutting Data

DIN 371 HSS-E PM

straight flutes
for hard materials

Group 3080
for blind and through holes

HIGH STRENGTH

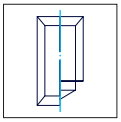

2xd_1

Art.-No.		30800/54
Technology	i Page 8.1	PM-Line Hard Steel
Chamfer Length	i Page 8.2	A / 6-8 x P
Surface	i Page 8.3	TiAlN
Tolerance	i Page 8.4	ISO2 (6H)
Cutting Data	i Page 8.5	H1 hard materials

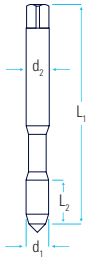

Ø d_1	P_{mm}	L_1	L_2	d_2	□		
M 1.7	0.35	40	8	2.5	2.1	1.35	
M 1.8	0.35	40	8	2.5	2.1	1.45	
M 2	0.4	45	8	2.8	2.1	1.6	
M 2.2	0.45	45	8	2.8	2.1	1.75	
M 2.3	0.4	45	8	2.8	2.1	1.9	
M 2.5	0.45	50	9	2.8	2.1	2.05	
M 2.6	0.45	50	9	2.8	2.1	2.15	
M 3	0.5	56	11	3.5	2.7	2.5	
M 3.5	0.6	56	12	4	3	2.9	
M 4	0.7	63	13	4.5	3.4	3.3	
M 5	0.8	70	15	6	4.9	4.2	
M 6	1	80	17	6	4.9	5.0	■
M 7	1	80	17	7	5.5	6.0	
M 8	1.25	90	20	8	6.2	6.8	■
M 9	1.25	90	20	9	7	7.8	
M 10	1.5	100	22	10	8	8.5	■

■ available – intermediate size on request

SCHUMACHER

Machine Taps Red Ring

Cutting Data

DIN 376 HSS-E PM

straight flutes
for hard materials

Group 4080
for blind and through holes

HIGH STRENGTH

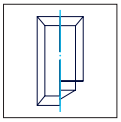

2xd_1

Art.-No.		40800/54
Technology	i Page 8.1	PM-Line / Hard Steel
Chamfer Length	i Page 8.2	A / 6-8 x P
Surface	i Page 8.3	TiAlN
Tolerance	i Page 8.4	ISO2 (6H)
Cutting Data	i Page 8.5	H1 hard materials

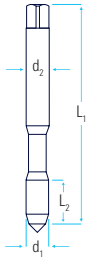

Ø d_1	P_{mm}	L_1	L_2	d_2	□		
M 6	1	80	17	4.5	3.4	5.0	
M 7	1	80	17	5.5	4.3	6.0	
M 8	1.25	90	20	6	4.9	6.8	
M 9	1.25	90	20	7	5.5	7.8	
M 10	1.5	100	22	7	5.5	8.5	
M 12	1.75	110	24	9	7	10.2	■
M 14	2	110	26	11	9	12.0	
M 16	2	110	27	12	9	14.0	■
M 18	2.5	125	30	14	11	15.5	
M 20	2.5	140	32	16	12	17.5	■
M 22	2.5	140	32	18	14.5	19.5	
M 24	3	160	34	18	14.5	21.0	
M 27	3	160	36	20	16	24.0	
M 30	3.5	180	40	22	18	26.5	
M 33	3.5	180	40	25	20	29.5	
M 36	4	200	50	28	22	32.0	

■ available – intermediate size on request

SCHUMACHER

Machine Taps

Cutting Data

DIN 371 HSS-E PM

straight flutes
for magnesium alloys

Group 3090
for blind holes

MG

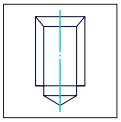

2xd_1

Art.-No.			30900/4060
Technology	i	Page 8.1	PM-Line internal coolant
Chamfer Length	i	Page 8.2	C / 2-3 x P
Surface	i	Page 8.3	SG 4
Tolerance	i	Page 8.4	ISO2 (6H)
Cutting Data	i	Page 8.5	N8 magnesium alloys

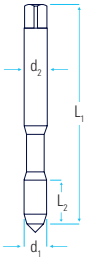

Ø d_1	P_{mm}	L_1	L_2	d_2	□		
M 1.7	0.35	40	8	2.5	2.1	1.35	
M 1.8	0.35	40	8	2.5	2.1	1.45	
M 2	0.4	45	8	2.8	2.1	1.6	
M 2.2	0.45	45	8	2.8	2.1	1.75	
M 2.3	0.4	45	8	2.8	2.1	1.9	
M 2.5	0.45	50	9	2.8	2.1	2.05	
M 2.6	0.45	50	9	2.8	2.1	2.15	
M 3	0.5	56	11	3.5	2.7	2.5	
M 3.5	0.6	56	12	4	3	2.9	
M 4	0.7	63	13	4.5	3.4	3.3	
M 5	0.8	70	15	6	4.9	4.2	
M 6	1	80	17	6	4.9	5.0	■
M 7	1	80	17	7	5.5	6.0	
M 8	1.25	90	20	8	6.2	6.8	■
M 9	1.25	90	20	9	7	7.8	
M 10	1.5	100	22	10	8	8.5	■

■ available – intermediate size on request

Machine Taps - MISTRAL

Cutting Data

DIN 371 HSS-E PM

spiral point
for aluminium and bronze alloys

Group 3100
for through holes

AL

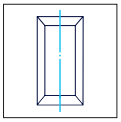

2xd_1

DLC
Diamond like Carbon

Innovative surface coating technologies with high hardness and low frictional coeficient

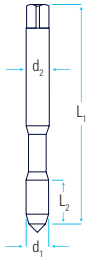

Art.-No.			31000/02	31000/24
Technology	i	Page 8.1	PM-Line	PM-Line
Chamfer Length	i	Page 8.2	B / 3.5-5 x P	
Surface	i	Page 8.3	CrN	DLC
Tolerance	i	Page 8.4	ISO2 (6H)	ISO2 (6H)
Cutting Data	i	Page 8.5	N1 aluminium alloys	N6 thermoplastics

Ø d_1	P_{mm}	L_1	L_2	d_2	□			
M 1.7	0.35	40	8	2.5	2.1	1.35		
M 1.8	0.35	40	8	2.5	2.1	1.45		
M 2	0.4	45	8	2.8	2.1	1.6		
M 2.2	0.45	45	8	2.8	2.1	1.75		
M 2.3	0.4	45	8	2.8	2.1	1.9		
M 2.5	0.45	50	9	2.8	2.1	2.05		
M 2.6	0.45	50	9	2.8	2.1	2.15		
M 3	0.5	56	11	3.5	2.7	2.5	■	■
M 3.5	0.6	56	12	4	3	2.9		
M 4	0.7	63	13	4.5	3.4	3.3	■	■
M 5	0.8	70	15	6	4.9	4.2	■	■
M 6	1	80	17	6	4.9	5.0	■	■
M 7	1	80	17	7	5.5	6.0		
M 8	1.25	90	20	8	6.2	6.8	■	■
M 9	1.25	90	20	9	7	7.8		
M 10	1.5	100	22	10	8	8.5	■	■

■ available – intermediate size on request

SCHUMACHER

Machine Taps - MISTRAL

Cutting Data

DIN 376 HSS-E PM

spiral point
for aluminium and bronze alloys

Group 4100
for through holes

AL

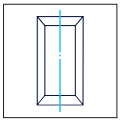

2xd_1

High Speed Cutting by Schumacher

High Speed Cutting by Schumacher

DLC
Diamond like Carbon

Innovative surface coating technologies with high hardness and low frictional coeficient

Art.-No.			41000/02	41000/24
Technology	i	Page 8.1	PM-Line	PM-Line
Chamfer Length	i	Page 8.2	B / 3.5-5 x P	
Surface	i	Page 8.3	CrN	DLC
Tolerance	i	Page 8.4	ISO2 (6H)	ISO2 (6H)
Cutting Data	i	Page 8.5	N1 aluminium alloys	N6 thermoplastics

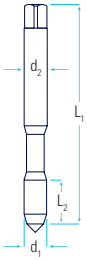

Ø d_1	P_{mm}	L_1	L_2	d_2	□	⌀		
M 6	1	80	17	4.5	3.4	5.0		
M 7	1	80	17	5.5	4.3	6.0		
M 8	1.25	90	20	6	4.9	6.8		
M 9	1.25	90	20	7	5.5	7.8		
M 10	1.5	100	22	7	5.5	8.5		
M 12	1.75	110	24	9	7	10.2	■	■
M 14	2	110	26	11	9	12.0		
M 16	2	110	27	12	9	14.0	■	■
M 18	2.5	125	30	14	11	15.5		
M 20	2.5	140	32	16	12	17.5		
M 22	2.5	140	32	18	14.5	19.5		
M 24	3	160	34	18	14.5	21.0		
M 27	3	160	36	20	16	24.0		
M 30	3.5	180	40	22	18	26.5		
M 33	3.5	180	40	25	20	29.5		
M 36	4	200	50	28	22	32.0		

■ available – intermediate size on request

SCHUMACHER

Machine Taps

Cutting Data

DIN 371 HSS-E

spiral point
for general construction steel

Group 3110
for through holes

STEEL

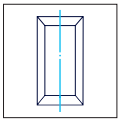

2xd_1

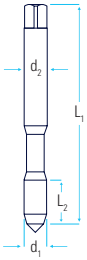

Art.-No.			31100	31100 B	31100 E
Technology	i	Page 8.1	High Volume		
Chamfer Length	i	Page 8.2	B / 3.5-5 x P		
Surface	i	Page 8.3	bright	bright	bright
Tolerance	i	Page 8.4	ISO2 (6H) | ISO1 (4H)	ISO3 (6G)	7G
Cutting Data	i	Page 8.5	P1 general construction steel	K2+K3 spheroidal and malleable cast iron	

Ø d_1	P_{mm}	L_1	L_2	d_2	□				
M 1	0.25	40	5.5	2.5	2.1	0.75	■		
M 1.2	0.25	40	5.5	2.5	2.1	0.95	■		
M 1.4	0.3	40	7	2.5	2.1	1.1	■		
M 1.6	0.35	40	8	2.5	2.1	1.25	■		
M 1.7	0.35	40	8	2.5	2.1	1.35	■		
M 1.8	0.35	40	8	2.5	2.1	1.45	■		
M 2	0.4	45	8	2.8	2.1	1.6	■	■	
M 2.2	0.45	45	8	2.8	2.1	1.75	■		
M 2.3	0.4	45	8	2.8	2.1	1.9	■		
M 2.5	0.45	50	9	2.8	2.1	2.05	■	■	
M 2.6	0.45	50	9	2.8	2.1	2.15	■		

Continuation »

■ available – intermediate size on request

SCHUMACHER

Machine Taps

Cutting Data

DIN 371 HSS-E

spiral point
for general construction steel

Group 3110
for through holes

STEEL

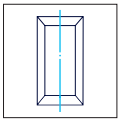

2xd_1

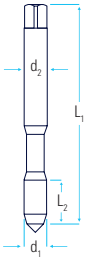

Art.-No.			31100	31100 B	31100 E
Technology	i	Page 8.1	High Volume		
Chamfer Length	i	Page 8.2	B / 3.5-5 x P		
Surface	i	Page 8.3	bright	bright	bright
Tolerance	i	Page 8.4	ISO2 (6H)	ISO3 (6G)	7G
Cutting Data	i	Page 8.5	P1 general construction steel	K2+K3 spheroidal and malleable cast iron	

Ø d_1	P_{mm}	L_1	L_2	d_2	□				
M 3	0.5	56	11	3.5	2.7	2.5	■	■	■
M 3.5	0.6	56	12	4	3	2.9	■		
M 4	0.7	63	13	4.5	3.4	3.3	■	■	■
M 5	0.8	70	15	6	4.9	4.2	■	■	■
M 6	1	80	17	6	4.9	5.0	■	■	■
M 7	1	80	17	7	5.5	6.0	■		
M 8	1.25	90	20	8	6.2	6.8	■	■	■
M 9	1.25	90	20	9	7	7.8			
M 10	1.5	100	22	10	8	8.5	■	■	■
M 12	1.75	110	24	12	9	10.2			

■ available – intermediate size on request

SCHUMACHER

Machine Taps

Cutting Data

DIN 371 HSS-E

spiral point
for general construction steel

Group 3110
for through holes

STEEL

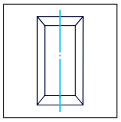

2xd_1

Art.-No.			31105	31100/25	31100/42
Technology	i	Page 8.1		High Volume	
			LH		2 x L1
Chamfer Length	i	Page 8.2		B / 3.5-5 x P	
Surface	i	Page 8.3	bright	TiN	bright
Tolerance	i	Page 8.4	ISO2 (6H)	ISO2 (6H)	ISO2 (6H)
Cutting Data	i	Page 8.5	P1 general construction steel	K2+K3 spheroidal and malleable cast iron	

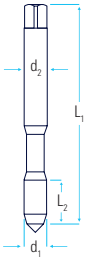

Ø d_1	P_{mm}	L_1	L_2	d_2	□				
M 1.7	0.35	40	8	2.5	2.1	1.35			
M 1.8	0.35	40	8	2.5	2.1	1.45			
M 2	0.4	45	8	2.8	2.1	1.6			
M 2.2	0.45	45	8	2.8	2.1	1.75			
M 2.3	0.4	45	8	2.8	2.1	1.9			
M 2.5	0.45	50	9	2.8	2.1	2.05			
M 2.6	0.45	50	9	2.8	2.1	2.15			
M 3	0.5	56	11	3.5	2.7	2.5	■	■	■
M 3.5	0.6	56	12	4	3	2.9			
M 4	0.7	63	13	4.5	3.4	3.3	■	■	■
M 5	0.8	70	15	6	4.9	4.2	■	■	■
M 6	1	80	17	6	4.9	5.0	■	■	■
M 7	1	80	17	7	5.5	6.0			
M 8	1.25	90	20	8	6.2	6.8	■	■	■
M 9	1.25	90	20	9	7	7.8			
M 10	1.5	100	22	10	8	8.5	■	■	■

■ available – intermediate size on request

SCHUMACHER

Machine Taps - NUMERIC

Cutting Data

DIN 371 HSS-E PM

spiral point
for steel, heat treatable steel and chemical resistant steel

Group 3113
for through holes

STEEL

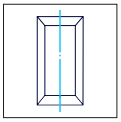

2xd_1

High Speed Cutting by Schumacher

NUMERIC
Supporting Digital Production

For use on CNC machines
with synchronized machining

Art.-No.		31130/48
Technology	i Page 8.1	PM-Line
Chamfer Length	i Page 8.2	B / 3.5-5 x P
Surface	i Page 8.3	TiCN
Tolerance	i Page 8.4	6HX
Cutting Data	i Page 8.5	P1 general construction steel P2 high strength steel M1 chemical resistant steel

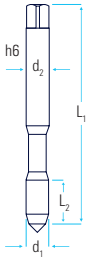

Ø d_1	P_{mm}	L_1	L_2	d_2	□		
M 3	0.5	56	5	3.5	2.7	2.5	■
M 4	0.7	63	6	4.5	3.4	3.3	■
M 5	0.8	70	7	6	4.9	4.2	■
M 6	1	80	8	6	4.9	5.0	■
M 7	1	80	8	7	5.5	6.0	
M 8	1.25	90	10	8	6.2	6.8	■
M 9	1.25	90	10	9	7	7.8	
M 10	1.5	100	12	10	8	8.5	■
M 12	1.75	110	14	12	9	10.2	

■ available – intermediate size on request

SCHUMACHER

Machine Taps

Cutting Data

DIN 376 HSS-E

spiral point
for general construction steel

Group 4110
for through holes

STEEL

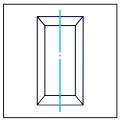

2xd_1

Art.-No.			41100	41100 B	41105
Technology	i	Page 8.1	High Volume		
					LH
Chamfer Length	i	Page 8.2		B / 3.5-5 x P	
Surface	i	Page 8.3	bright	bright	bright
Tolerance	i	Page 8.4	ISO2 (6H)	ISO3 (6G)	ISO2 (6H)
Cutting Data	i	Page 8.5	P1 general construction steel	K2+K3 spheroidal and malleable cast iron	

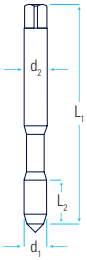

Ø d_1	P_{mm}	L_1	L_2	d_2	□				
M 6	1	80	17	4.5	3.4	5.0	■		
M 7	1	80	17	5.5	4.3	6.0			
M 8	1.25	90	20	6	4.9	6.8	■		
M 9	1.25	90	20	7	5.5	7.8			
M 10	1.5	100	22	7	5.5	8.5	■		
M 12	1.75	110	24	9	7	10.2	■		
M 14	2	110	26	11	9	12.0	■		
M 16	2	110	27	12	9	14.0	■	■	■
M 18	2.5	125	30	14	11	15.5	■	■	
M 20	2.5	140	32	16	12	17.5	■	■	■
M 22	2.5	140	32	18	14.5	19.5	■		
M 24	3	160	34	18	14.5	21.0	■	■	■
M 27	3	160	36	20	16	24.0	■		
M 30	3.5	180	40	22	18	26.5	■	■	
M 33	3.5	180	40	25	20	29.5	■		
M 36	4	200	50	28	22	32.0	■		

■ available – intermediate size on request

SCHUMACHER

Machine Taps

Cutting Data

DIN 376 HSS-E

spiral point
for general construction steel

Group 4110
for through holes

STEEL

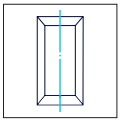

2xd_1

Art.-No.			41100/25	41100/42
Technology	i	Page 8.1	High Volume	
				2 x L1
Chamfer Length	i	Page 8.2	B / 3.5-5 x P	
Surface	i	Page 8.3	TiN	bright
Tolerance	i	Page 8.4	ISO2 (6H)	ISO2 (6H)
Cutting Data	i	Page 8.5	P1 general construction steel	K2+K3 spheroidal and malleable cast iron

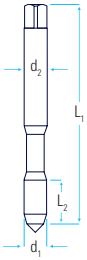

Ø d_1	P_{mm}	L_1	L_2	d_2	□	⌀		
M 6	1	80	17	4.5	3.4	5.0		
M 7	1	80	17	5.5	4.3	6.0		
M 8	1.25	90	20	6	4.9	6.8		
M 9	1.25	90	20	7	5.5	7.8		
M 10	1.5	100	22	7	5.5	8.5		
M 12	1.75	110	24	9	7	10.2	■	■
M 14	2	110	26	11	9	12.0	■	■
M 16	2	110	27	12	9	14.0	■	■
M 18	2.5	125	30	14	11	15.5		
M 20	2.5	140	32	16	12	17.5	■	■
M 22	2.5	140	32	18	14.5	19.5		
M 24	3	160	34	18	14.5	21.0	■	
M 27	3	160	36	20	16	24.0		
M 30	3.5	180	40	22	18	26.5	■	
M 33	3.5	180	40	25	20	29.5		
M 36	4	200	50	28	22	32.0		

■ available – intermediate size on request

SCHUMACHER

Machine Taps - NUMERIC

Cutting Data

DIN 376 HSS-E PM

spiral point
for steel, heat treatable steel and chemical resistant steel

Group 4113
for through holes

STEEL

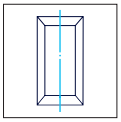

2xd_1

High Speed Cutting by Schumacher

NUMERIC
Supporting Digital Production

For use on CNC machines
with synchronized machining

Art.-No.		41130/48
Technology	i Page 8.1	PM-Line
Chamfer Length	i Page 8.2	B / 3.5-5 x P
Surface	i Page 8.3	TiCN
Tolerance	i Page 8.4	6HX
Cutting Data	i Page 8.5	P1 general construction steel P2 high strength steel M1 chemical resistant steel

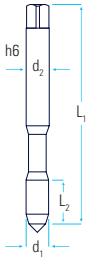

Ø d_1	P_{mm}	L_1	L_2	d_2	□		
M 6	1	80	10	4.5	3.4	5.0	
M 7	1	80	10	5.5	4.3	6.0	
M 8	1.25	90	14	6	4.9	6.8	
M 9	1.25	90	14	7	5.5	7.8	
M 10	1.5	100	16	7	5.5	8.5	
M 12	1.75	110	18	9	7	10.2	■
M 14	2	110	20	11	9	12.0	
M 16	2	110	20	12	9	14.0	■
M 18	2.5	125	25	14	11	15.5	
M 20	2.5	140	25	16	12	17.5	■
M 22	2.5	140	25	18	14.5	19.5	
M 24	3	160	30	18	14.5	21.0	
M 27	3	160	30	20	16	24.0	
M 30	3.5	180	35	22	18	26.5	
M 33	3.5	180	35	25	20	29.5	
M 36	4	200	40	28	22	32.0	

■ available – intermediate size on request

SCHUMACHER

Machine Taps Blue Ring

Cutting Data

DIN 371 HSS-E

spiral point
for chemical resistant steel

Group 3120
for through holes

INOX
Stainless

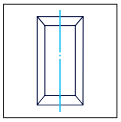

2xd_1

Art.-No.			31200/26	31200/25
Technology	i	Page 8.1	**High Volume** Blue Ring	**High Volume** Blue Ring
Chamfer Length	i	Page 8.2	B / 3.5-5 x P	
Surface	i	Page 8.3	VAP	TiN
Tolerance	i	Page 8.4	ISO2 (6H)	ISO2 (6H)
Cutting Data	i	Page 8.5	P2 high strength steel	M1 chemical resistant steel S1 titanium alloys

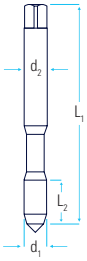

Ø d_1	P_{mm}	L_1	L_2	d_2	□			
M 1.7	0.35	40	8	2.5	2.1	1.35		
M 1.8	0.35	40	8	2.5	2.1	1.45		
M 2	0.4	45	8	2.8	2.1	1.6	■	
M 2.2	0.45	45	8	2.8	2.1	1.75		
M 2.3	0.4	45	8	2.8	2.1	1.9		
M 2.5	0.45	50	9	2.8	2.1	2.05	■	
M 2.6	0.45	50	9	2.8	2.1	2.15		
M 3	0.5	56	11	3.5	2.7	2.5	■	■
M 3.5	0.6	56	12	4	3	2.9		
M 4	0.7	63	13	4.5	3.4	3.3	■	■
M 5	0.8	70	15	6	4.9	4.2	■	■
M 6	1	80	17	6	4.9	5.0	■	■
M 7	1	80	17	7	5.5	6.0		
M 8	1.25	90	20	8	6.2	6.8	■	■
M 9	1.25	90	20	9	7	7.8		
M 10	1.5	100	22	10	8	8.5	■	■

■ available – intermediate size on request

SCHUMACHER

Machine Taps Blue Ring - POLAR

Cutting Data

DIN 371 HSS-E PM

spiral point
for chemical resistant steel

Group 3121
for through holes

INOX
Stainless

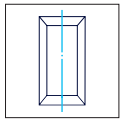

2xd_1

Art.-No.			31210/48
Technology	i	Page 8.1	**PM-Line**
			Blue Ring
Chamfer Length	i	Page 8.2	B / 3.5-5 x P
Surface	i	Page 8.3	TiCN
Tolerance	i	Page 8.4	6HX
Cutting Data	i	Page 8.5	P2 high strength steel M1+M2 chemical resistant steel S1 titanium alloys

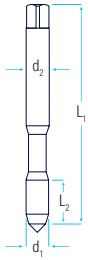

Ø d_1	P_{mm}	L_1	L_2	d_2	□		
M 1.7	0.35	40	8	2.5	2.1	1.35	
M 1.8	0.35	40	8	2.5	2.1	1.45	
M 2	0.4	45	8	2.8	2.1	1.6	
M 2.2	0.45	45	8	2.8	2.1	1.75	
M 2.3	0.4	45	8	2.8	2.1	1.9	
M 2.5	0.45	50	9	2.8	2.1	2.05	
M 2.6	0.45	50	9	2.8	2.1	2.15	
M 3	0.5	56	11	3.5	2.7	2.5	■
M 3.5	0.6	56	12	4	3	2.9	
M 4	0.7	63	13	4.5	3.4	3.3	■
M 5	0.8	70	15	6	4.9	4.2	■
M 6	1	80	17	6	4.9	5.0	■
M 7	1	80	17	7	5.5	6.0	
M 8	1.25	90	20	8	6.2	6.8	■
M 9	1.25	90	20	9	7	7.8	
M 10	1.5	100	22	10	8	8.5	■

■ available – intermediate size on request

SCHUMACHER

Machine Taps Blue Ring

Cutting Data

DIN 376 HSS-E

spiral point
for chemical resistant steel

Group 4120
for through holes

INOX
Stainless

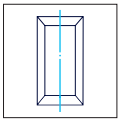

2xd_1

Art.-No.			41200/26	41200/25
Technology	i	Page 8.1	Blue Ring	Blue Ring
Chamfer Length	i	Page 8.2	B / 3.5-5 x P	
Surface	i	Page 8.3	VAP	TiN
Tolerance	i	Page 8.4	ISO2 (6H)	ISO2 (6H)
Cutting Data	i	Page 8.5	P2 high strength steel M1 chemical resistant steel S1 titanium alloys	

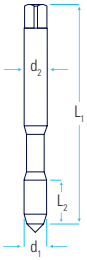

Ø d_1	P_{mm}	L_1	L_2	d_2	□			
M 6	1	80	17	4.5	3.4	5.0		
M 7	1	80	17	5.5	4.3	6.0		
M 8	1.25	90	20	6	4.9	6.8		
M 9	1.25	90	20	7	5.5	7.8		
M 10	1.5	100	22	7	5.5	8.5		
M 12	1.75	110	24	9	7	10.2	■	■
M 14	2	110	26	11	9	12.0	■	■
M 16	2	110	27	12	9	14.0	■	■
M 18	2.5	125	30	14	11	15.5	■	
M 20	2.5	140	32	16	12	17.5	■	■
M 22	2.5	140	32	18	14.5	19.5	■	
M 24	3	160	34	18	14.5	21.0	■	■
M 27	3	160	36	20	16	24.0	■	
M 30	3.5	180	40	22	18	26.5	■	■
M 33	3.5	180	40	25	20	29.5		
M 36	4	200	50	28	22	32.0		

■ available – intermediate size on request

SCHUMACHER

Machine Taps Blue Ring - POLAR

Cutting Data

DIN 376 HSS-E PM

spiral point
for chemical resistant steel

Group 4121
for through holes

INOX
Stainless

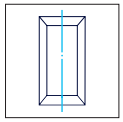

2xd_1

Art.-No.			41210/48
Technology	i	Page 8.1	**PM-Line** Blue Ring
Chamfer Length	i	Page 8.2	B / 3.5-5 x P
Surface	i	Page 8.3	TiCN
Tolerance	i	Page 8.4	6HX
Cutting Data	i	Page 8.5	P2 high strength steel M1+M2 chemical resistant steel S1 titanium alloys

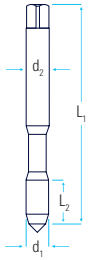

Ø d_1	P_{mm}	L_1	L_2	d_2	□		
M 6	1	80	17	4.5	3.4	5.0	
M 7	1	80	17	5.5	4.3	6.0	
M 8	1.25	90	20	6	4.9	6.8	
M 9	1.25	90	20	7	5.5	7.8	
M 10	1.5	100	22	7	5.5	8.5	
M 12	1.75	110	24	9	7	10.2	■
M 14	2	110	26	11	9	12.0	
M 16	2	110	27	12	9	14.0	■
M 18	2.5	125	30	14	11	15.5	
M 20	2.5	140	32	16	12	17.5	■
M 22	2.5	140	32	18	14.5	19.5	
M 24	3	160	34	18	14.5	21.0	
M 27	3	160	36	20	16	24.0	
M 30	3.5	180	40	22	18	26.5	
M 33	3.5	180	40	25	20	29.5	
M 36	4	200	50	28	22	32.0	

■ available – intermediate size on request

SCHUMACHER

Machine Taps Red Ring - TYPHOON B

Cutting Data

DIN 371 HSS-E PM

spiral point
for high strength steel

Group 3130
for through holes

HIGH STRENGTH

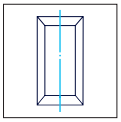

2xd_1

Art.-No.		31300/48
Technology	i Page 8.1	PM-Line Red Ring
Chamfer Length	i Page 8.2	B / 3.5-5 x P
Surface	i Page 8.3	TiCN
Tolerance	i Page 8.4	ISO2 (6H)
Cutting Data	i Page 8.5	P2 high strength steel M1 chemical resistant steel N1 aluminium alloys

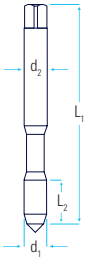

Ø d_1	P_{mm}	L_1	L_2	d_2	□		
M 1.7	0.35	40	8	2.5	2.1	1.35	
M 1.8	0.35	40	8	2.5	2.1	1.45	
M 2	0.4	45	8	2.8	2.1	1.6	
M 2.2	0.45	45	8	2.8	2.1	1.75	
M 2.3	0.4	45	8	2.8	2.1	1.9	
M 2.5	0.45	50	9	2.8	2.1	2.05	
M 2.6	0.45	50	9	2.8	2.1	2.15	
M 3	0.5	56	11	3.5	2.7	2.5	■
M 3.5	0.6	56	12	4	3	2.9	
M 4	0.7	63	13	4.5	3.4	3.3	■
M 5	0.8	70	15	6	4.9	4.2	■
M 6	1	80	17	6	4.9	5.0	■
M 7	1	80	17	7	5.5	6.0	
M 8	1.25	90	20	8	6.2	6.8	■
M 9	1.25	90	20	9	7	7.8	
M 10	1.5	100	22	10	8	8.5	■

■ available – intermediate size on request

SCHUMACHER

Machine Taps Red Ring - TYPHOON B

Cutting Data

DIN 376 HSS-E PM

spiral point
for high strength steel

Group 4130
for through holes

HIGH STRENGTH

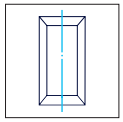

2xd_1

Art.-No.		41300/48
Technology	i Page 8.1	PM-Line Red Ring
Chamfer Length	i Page 8.2	B / 3.5-5 x P
Surface	i Page 8.3	TiCN
Tolerance	i Page 8.4	ISO2 (6H)
Cutting Data	i Page 8.5	P2 high strength steel M1 chemical resistant steel N1 aluminium alloys

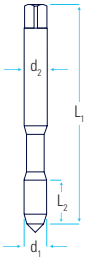

Ø d_1	P_{mm}	L_1	L_2	d_2	□		
M 6	1	80	17	4.5	3.4	5.0	
M 7	1	80	17	5.5	4.3	6.0	
M 8	1.25	90	20	6	4.9	6.8	
M 9	1.25	90	20	7	5.5	7.8	
M 10	1.5	100	22	7	5.5	8.5	
M 12	1.75	110	24	9	7	10.2	■
M 14	2	110	26	11	9	12.0	
M 16	2	110	27	12	9	14.0	■
M 18	2.5	125	30	14	11	15.5	
M 20	2.5	140	32	16	12	17.5	■
M 22	2.5	140	32	18	14.5	19.5	
M 24	3	160	34	18	14.5	21.0	
M 27	3	160	36	20	16	24.0	
M 30	3.5	180	40	22	18	26.5	
M 33	3.5	180	40	25	20	29.5	
M 36	4	200	50	28	22	32.0	

■ available – intermediate size on request

SCHUMACHER

Machine Taps Red Ring

Cutting Data

DIN 371 HSS-E PM

spiral point
for nickel alloys

Group 3140
for through holes

HIGH STRENGTH

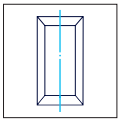

2xd_1

Art.-No.			31400
Technology	i	Page 8.1	PM-Line Red Ring
Chamfer Length	i	Page 8.2	B / 3.5-5 x P
Surface	i	Page 8.3	bright
Tolerance	i	Page 8.4	ISO2 (6H)
Cutting Data	i	Page 8.5	P2 high strength steel S1 titanium alloys S2 nickel alloys

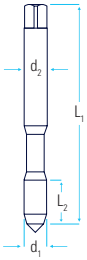

Ø d_1	P_{mm}	L_1	L_2	d_2	□		
M 1.7	0.35	40	8	2.5	2.1	1.35	
M 1.8	0.35	40	8	2.5	2.1	1.45	
M 2	0.4	45	8	2.8	2.1	1.6	
M 2.2	0.45	45	8	2.8	2.1	1.75	
M 2.3	0.4	45	8	2.8	2.1	1.9	
M 2.5	0.45	50	9	2.8	2.1	2.05	
M 2.6	0.45	50	9	2.8	2.1	2.15	
M 3	0.5	56	11	3.5	2.7	2.5	■
M 3.5	0.6	56	12	4	3	2.9	
M 4	0.7	63	13	4.5	3.4	3.3	■
M 5	0.8	70	15	6	4.9	4.2	■
M 6	1	80	17	6	4.9	5.0	■
M 7	1	80	17	7	5.5	6.0	
M 8	1.25	90	20	8	6.2	6.8	■
M 9	1.25	90	20	9	7	7.8	
M 10	1.5	100	22	10	8	8.5	■

■ available – intermediate size on request

SCHUMACHER

Machine Taps Red Ring

Cutting Data

DIN 376 HSS-E PM

spiral point
for nickel alloys

Group 4140
for through holes

HIGH
STRENGTH

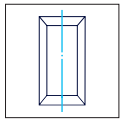

2xd_1

Art.-No.		41400
Technology	i Page 8.1	PM-Line Red Ring
Chamfer Length	i Page 8.2	B / 3.5-5 x P
Surface	i Page 8.3	bright
Tolerance	i Page 8.4	ISO2 (6H)
Cutting Data	i Page 8.5	P2 high strength steel S1 titanium alloys S2 nickel alloys

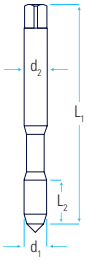

Ø d_1	P_{mm}	L_1	L_2	d_2	□		
M 6	1	80	17	4.5	3.4	5.0	
M 7	1	80	17	5.5	4.3	6.0	
M 8	1.25	90	20	6	4.9	6.8	
M 9	1.25	90	20	7	5.5	7.8	
M 10	1.5	100	22	7	5.5	8.5	
M 12	1.75	110	24	9	7	10.2	■
M 14	2	110	26	11	9	12.0	
M 16	2	110	27	12	9	14.0	■
M 18	2.5	125	30	14	11	15.5	
M 20	2.5	140	32	16	12	17.5	■
M 22	2.5	140	32	18	14.5	19.5	
M 24	3	160	34	18	14.5	21.0	
M 27	3	160	36	20	16	24.0	
M 30	3.5	180	40	22	18	26.5	
M 33	3.5	180	40	25	20	29.5	
M 36	4	200	50	28	22	32.0	

■ available – intermediate size on request

SCHUMACHER

Machine Taps

Cutting Data

DIN 371 HSS-E

spiral point and interrupted thread
for general construction steel

Group 3160
for through holes

STEEL

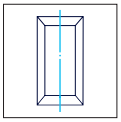

2xd_1

Art.-No.			31600
Technology	i	Page 8.1	**High Volume**
			interrupted thread
Chamfer Length	i	Page 8.2	B / 3.5-5 x P
Surface	i	Page 8.3	bright
Tolerance	i	Page 8.4	ISO2 (6H)
Cutting Data	i	Page 8.5	P1 general construction steel

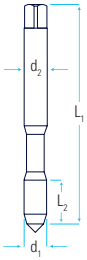

Ø d_1	P_{mm}	L_1	L_2	d_2	□		
M 1.7	0.35	40	8	2.5	2.1	1.35	
M 1.8	0.35	40	8	2.5	2.1	1.45	
M 2	0.4	45	8	2.8	2.1	1.6	
M 2.2	0.45	45	8	2.8	2.1	1.75	
M 2.3	0.4	45	8	2.8	2.1	1.9	
M 2.5	0.45	50	9	2.8	2.1	2.05	
M 2.6	0.45	50	9	2.8	2.1	2.15	
M 3	0.5	56	11	3.5	2.7	2.5	■
M 3.5	0.6	56	12	4	3	2.9	■
M 4	0.7	63	13	4.5	3.4	3.3	■
M 5	0.8	70	15	6	4.9	4.2	■
M 6	1	80	17	6	4.9	5.0	■
M 7	1	80	17	7	5.5	6.0	
M 8	1.25	90	20	8	6.2	6.8	■
M 9	1.25	90	20	9	7	7.8	
M 10	1.5	100	22	10	8	8.5	■

■ available – intermediate size on request

SCHUMACHER

Machine Taps

Cutting Data

DIN 376 HSS-E

spiral point and interrupted thread
for general construction steel

Group 4160
for through holes

STEEL

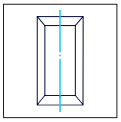

2xd_1

Art.-No.		41600
Technology	i Page 8.1	**High Volume**
		interrupted thread
Chamfer Length	i Page 8.2	B / 3.5-5 x P
Surface	i Page 8.3	bright
Tolerance	i Page 8.4	ISO2 (6H)
Cutting Data	i Page 8.5	P1 general construction steel

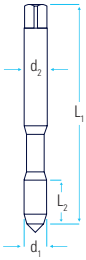

Ø d_1	P_{mm}	L_1	L_2	d_2	□		
M 6	1	80	17	4.5	3.4	5.0	
M 7	1	80	17	5.5	4.3	6.0	
M 8	1.25	90	20	6	4.9	6.8	
M 9	1.25	90	20	7	5.5	7.8	
M 10	1.5	100	22	7	5.5	8.5	
M 12	1.75	110	24	9	7	10.2	■
M 14	2	110	26	11	9	12.0	■
M 16	2	110	27	12	9	14.0	■
M 18	2.5	125	30	14	11	15.5	
M 20	2.5	140	32	16	12	17.5	■
M 22	2.5	140	32	18	14.5	19.5	
M 24	3	160	34	18	14.5	21.0	■
M 27	3	160	36	20	16	24.0	
M 30	3.5	180	40	22	18	26.5	
M 33	3.5	180	40	25	20	29.5	
M 36	4	200	50	28	22	32.0	

■ available – intermediate size on request

SCHUMACHER

Machine Taps Red Ring

Cutting Data

DIN 371 HSS-E

spiral point
for high strength steel

Group 3170
for through holes

HIGH STRENGTH

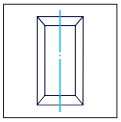

2xd_1

Art.-No.			31700	31700/48
Technology	i	Page 8.1	High Volume Red Ring	High Volume Red Ring
Chamfer Length	i	Page 8.2	B / 3.5-5 x P	
Surface	i	Page 8.3	bright	TiCN
Tolerance	i	Page 8.4	ISO2 (6H)	ISO2 (6H)
Cutting Data	i	Page 8.5	P2 high strength steel	

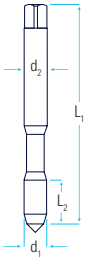

Ø d_1	P_{mm}	L_1	L_2	d_2	□			
M 1.7	0.35	40	8	2.5	2.1	1.35		
M 1.8	0.35	40	8	2.5	2.1	1.45		
M 2	0.4	45	8	2.8	2.1	1.6		
M 2.2	0.45	45	8	2.8	2.1	1.75		
M 2.3	0.4	45	8	2.8	2.1	1.9		
M 2.5	0.45	50	9	2.8	2.1	2.05		
M 2.6	0.45	50	9	2.8	2.1	2.15		
M 3	0.5	56	11	3.5	2.7	2.5	■	■
M 3.5	0.6	56	12	4	3	2.9		
M 4	0.7	63	13	4.5	3.4	3.3	■	■
M 5	0.8	70	15	6	4.9	4.2	■	■
M 6	1	80	17	6	4.9	5.0	■	■
M 7	1	80	17	7	5.5	6.0		
M 8	1.25	90	20	8	6.2	6.8	■	■
M 9	1.25	90	20	9	7	7.8		
M 10	1.5	100	22	10	8	8.5	■	■

■ available – intermediate size on request

SCHUMACHER

Machine Taps Red Ring

Cutting Data

DIN 376 HSS-E

spiral point
for high strength steel

Group 4170
for through holes

HIGH STRENGTH

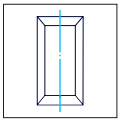

2xd_1

Art.-No.			41700	41700/48
Technology	i	Page 8.1	**High Volume** Red Ring	**High Volume** Red Ring
Chamfer Length	i	Page 8.2	B / 3.5-5 x P	
Surface	i	Page 8.3	bright	TiCN
Tolerance	i	Page 8.4	ISO2 (6H)	ISO2 (6H)
Cutting Data	i	Page 8.5	P2 high strength steel	

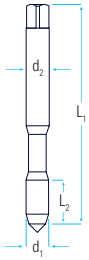

Ø d_1	P_{mm}	L_1	L_2	d_2	□			
M 6	1	80	17	4.5	3.4	5.0		
M 7	1	80	17	5.5	4.3	6.0		
M 8	1.25	90	20	6	4.9	6.8		
M 9	1.25	90	20	7	5.5	7.8		
M 10	1.5	100	22	7	5.5	8.5		
M 12	1.75	110	24	9	7	10.2	■	■
M 14	2	110	26	11	9	12.0	■	■
M 16	2	110	27	12	9	14.0	■	■
M 18	2.5	125	30	14	11	15.5		
M 20	2.5	140	32	16	12	17.5	■	■
M 22	2.5	140	32	18	14.5	19.5		
M 24	3	160	34	18	14.5	21.0	■	■
M 27	3	160	36	20	16	24.0		
M 30	3.5	180	40	22	18	26.5	■	■
M 33	3.5	180	40	25	20	29.5		
M 36	4	200	50	28	22	32.0		

■ available – intermediate size on request

SCHUMACHER

Machine Taps Yellow Ring

Cutting Data

DIN 371 HSS-E PM

spiral point
for titanium alloys

Group 3180
for through holes

TI

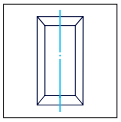

2xd_1

Art.-No.		31800
Technology	i Page 8.1	PM-Line Yellow Ring
Chamfer Length	i Page 8.2	B / 3.5-5 x P
Surface	i Page 8.3	bright
Tolerance	i Page 8.4	ISO2 (6H)
Cutting Data	i Page 8.5	P1 high strength steel S1 titanium alloys

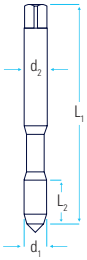

Ø d_1	P_{mm}	L_1	L_2	d_2	□		
M 1.7	0.35	40	8	2.5	2.1	1.35	
M 1.8	0.35	40	8	2.5	2.1	1.45	
M 2	0.4	45	8	2.8	2.1	1.6	
M 2.2	0.45	45	8	2.8	2.1	1.75	
M 2.3	0.4	45	8	2.8	2.1	1.9	
M 2.5	0.45	50	9	2.8	2.1	2.05	
M 2.6	0.45	50	9	2.8	2.1	2.15	
M 3	0.5	56	11	3.5	2.7	2.5	
M 3.5	0.6	56	12	4	3	2.9	
M 4	0.7	63	13	4.5	3.4	3.3	■
M 5	0.8	70	15	6	4.9	4.2	■
M 6	1	80	17	6	4.9	5.0	■
M 7	1	80	17	7	5.5	6.0	
M 8	1.25	90	20	8	6.2	6.8	■
M 9	1.25	90	20	9	7	7.8	
M 10	1.5	100	22	10	8	8.5	■

■ available – intermediate size on request

SCHUMACHER

Machine Taps Yellow Ring

Cutting Data

DIN 376 HSS-E PM

spiral point
for titanium alloys

Group 4180
for through holes

TI

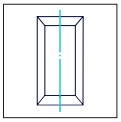

2xd_1

Art.-No.			41800
Technology	i	Page 8.1	PM-Line Yellow Ring
Chamfer Length	i	Page 8.2	B / 3.5-5 x P
Surface	i	Page 8.3	bright
Tolerance	i	Page 8.4	ISO2 (6H)
Cutting Data	i	Page 8.5	P2 high strength steel S1 titanium alloys

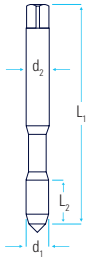

Ø d_1	P_{mm}	L_1	L_2	d_2	□		
M 6	1	80	17	4.5	3.4	5.0	
M 7	1	80	17	5.5	4.3	6.0	
M 8	1.25	90	20	6	4.9	6.8	
M 9	1.25	90	20	7	5.5	7.8	
M 10	1.5	100	22	7	5.5	8.5	
M 12	1.75	110	24	9	7	10.2	■
M 14	2	110	26	11	9	12.0	
M 16	2	110	27	12	9	14.0	■
M 18	2.5	125	30	14	11	15.5	
M 20	2.5	140	32	16	12	17.5	■
M 22	2.5	140	32	18	14.5	19.5	
M 24	3	160	34	18	14.5	21.0	
M 27	3	160	36	20	16	24.0	
M 30	3.5	180	40	22	18	26.5	
M 33	3.5	180	40	25	20	29.5	
M 36	4	200	50	28	22	32.0	

■ available – intermediate size on request

SCHUMACHER

Machine Taps Black Ring - BLACK POWER

Cutting Data

DIN 371 HSS-E

spiral point
for universal use

Group 3190
for through holes

UNI

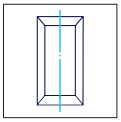

2xd_1

Art.-No.			31900/26	31900/25		
Technology	i	Page 8.1	**High Volume** Black Ring	**High Volume** Black Ring		
Chamfer Length	i	Page 8.2	B / 3.5-5 x P			
Surface	i	Page 8.3	VAP	TiN		
Tolerance	i	Page 8.4	ISO2 (6H)	ISO2 (6H)		
Cutting Data	i	Page 8.5	P1 general construction steel	M1 chemical resistant steel	N1 aluminium alloys	N3 copper alloys

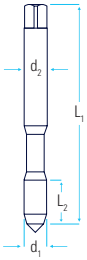

Ø d_1	P_{mm}	L_1	L_2	d_2	□					
M 1.7	0.35	40	8	2.5	2.1	1.35				
M 1.8	0.35	40	8	2.5	2.1	1.45				
M 2	0.4	45	8	2.8	2.1	1.6				
M 2.2	0.45	45	8	2.8	2.1	1.75				
M 2.3	0.4	45	8	2.8	2.1	1.9				
M 2.5	0.45	50	9	2.8	2.1	2.05				
M 2.6	0.45	50	9	2.8	2.1	2.15				
M 3	0.5	56	11	3.5	2.7	2.5	■	■		
M 3.5	0.6	56	12	4	3	2.9				
M 4	0.7	63	13	4.5	3.4	3.3	■	■		
M 5	0.8	70	15	6	4.9	4.2	■	■		
M 6	1	80	17	6	4.9	5.0	■	■		
M 7	1	80	17	7	5.5	6.0				
M 8	1.25	90	20	8	6.2	6.8	■	■		
M 9	1.25	90	20	9	7	7.8				
M 10	1.5	100	22	10	8	8.5	■	■		

■ available – intermediate size on request

SCHUMACHER

Machine Taps Black Ring - BLACK POWER

Cutting Data

DIN 376 HSS-E

spiral point
for universal use

Group 4190
for through holes

UNI

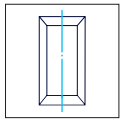

2xd_1

Art.-No.			41900/26	41900/25		
Technology	i	Page 8.1	**High Volume** Black Ring	**High Volume** Black Ring		
Chamfer Length	i	Page 8.2	B / 3.5-5 x P			
Surface	i	Page 8.3	VAP	TiN		
Tolerance	i	Page 8.4	ISO2 (6H)	ISO2 (6H)		
Cutting Data	i	Page 8.5	P1 general construction steel	M1 chemical resistant steel	N1 aluminium alloys	N3 copper alloys

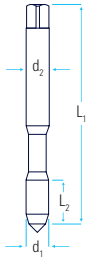

Ø d_1	P_{mm}	L_1	L_2	d_2	□					
M 6	1	80	17	4.5	3.4	5.0				
M 7	1	80	17	5.5	4.3	6.0				
M 8	1.25	90	20	6	4.9	6.8				
M 9	1.25	90	20	7	5.5	7.8				
M 10	1.5	100	22	7	5.5	8.5				
M 12	1.75	110	24	9	7	10.2	■	■		
M 14	2	110	26	11	9	12.0				
M 16	2	110	27	12	9	14.0	■	■		
M 18	2.5	125	30	14	11	15.5				
M 20	2.5	140	32	16	12	17.5	■	■		
M 22	2.5	140	32	18	14.5	19.5				
M 24	3	160	34	18	14.5	21.0				
M 27	3	160	36	20	16	24.0				
M 30	3.5	180	40	22	18	26.5				
M 33	3.5	180	40	25	20	29.5				
M 36	4	200	50	28	22	32.0				

■ available – intermediate size on request

SCHUMACHER

Machine Taps

Cutting Data

DIN 371 HSS-E

RH spiral flutes 15°
for general construction steel

Group 3200
for blind holes

STEEL

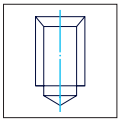

2xd_1

Art.-No.			32000	32000/40	32000/2540
Technology	i	Page 8.1	High Volume		
				internal coolant	internal coolant
Chamfer Length	i	Page 8.2		C / 2-3 x P	
Surface	i	Page 8.3	bright	bright	TiN
Tolerance	i	Page 8.4	ISO2 (6H)	ISO2 (6H)	ISO2 (6H)
Cutting Data	i	Page 8.5	P1 general construction steel	K2+K3 spheroidal and malleable cast iron	

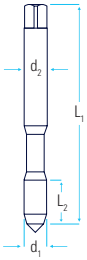

Ø d_1	P_{mm}	L_1	L_2	d_2	□				
M 1.7	0.35	40	8	2.5	2.1	1.35			
M 1.8	0.35	40	8	2.5	2.1	1.45			
M 2	0.4	45	8	2.8	2.1	1.6			
M 2.2	0.45	45	8	2.8	2.1	1.75			
M 2.3	0.4	45	8	2.8	2.1	1.9			
M 2.5	0.45	50	9	2.8	2.1	2.05			
M 2.6	0.45	50	9	2.8	2.1	2.15			
M 3	0.5	56	6	3.5	2.7	2.5	■		
M 3.5	0.6	56	7	4	3	2.9			
M 4	0.7	63	7	4.5	3.4	3.3	■		
M 5	0.8	70	8	6	4.9	4.2	■		
M 6	1	80	10	6	4.9	5.0	■	■	■
M 7	1	80	10	7	5.5	6.0			
M 8	1.25	90	13	8	6.2	6.8	■	■	■
M 9	1.25	90	13	9	7	7.8			
M 10	1.5	100	15	10	8	8.5	■	■	■

■ available – intermediate size on request

SCHUMACHER

Machine Taps

Cutting Data

DIN 376 HSS-E

RH spiral flutes 15°
for general construction steel

Group 4200
for blind holes

STEEL

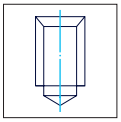

2xd_1

Art.-No.			42000	42000/40	42000/2540
Technology	i	Page 8.1	High Volume		
				internal coolant	internal coolant
Chamfer Length	i	Page 8.2		C / 2-3 x P	
Surface	i	Page 8.3	bright	bright	TiN
Tolerance	i	Page 8.4	ISO2 (6H)	ISO2 (6H)	ISO2 (6H)
Cutting Data	i	Page 8.5	P1 general construction steel	K2+K3 spheroidal and malleable cast iron	

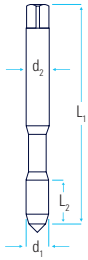

Ø d_1	P_{mm}	L_1	L_2	d_2	□				
M 6	1	80	10	4.5	3.4	5.0			
M 7	1	80	10	5.5	4.3	6.0			
M 8	1.25	90	14	6	4.9	6.8			
M 9	1.25	90	14	7	5.5	7.8			
M 10	1.5	100	16	7	5.5	8.5			
M 12	1.75	110	18	9	7	10.2	■	■	■
M 14	2	110	20	11	9	12.0	■	■	■
M 16	2	110	20	12	9	14.0	■	■	■
M 18	2.5	125	25	14	11	15.5			
M 20	2.5	140	25	16	12	17.5	■	■	■
M 22	2.5	140	25	18	14.5	19.5			
M 24	3	160	30	18	14.5	21.0	■		
M 27	3	160	30	20	16	24.0			
M 30	3.5	180	35	22	18	26.5	■		
M 33	3.5	180	35	25	20	29.5			
M 36	4	200	40	28	22	32.0	■		

■ available – intermediate size on request

SCHUMACHER

Machine Taps Red Ring

Cutting Data

DIN 371 HSS-E

RH spiral flutes 20°
for high strength steel

Group 3240
for blind holes

HIGH STRENGTH

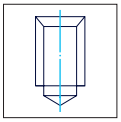

2xd_1

Art.-No.			32400	32400/48
Technology	i	Page 8.1	Red Ring	Red Ring
Chamfer Length	i	Page 8.2	3-4 x P	
Surface	i	Page 8.3	bright	TiCN
Tolerance	i	Page 8.4	ISO2 (6H)	ISO2 (6H)
Cutting Data	i	Page 8.5	P1 high strength steel	

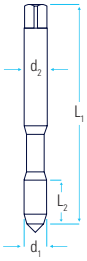

Ø d_1	P_{mm}	L_1	L_2	d_2	□			
M 1.7	0.35	40	8	2.5	2.1	1.35		
M 1.8	0.35	40	8	2.5	2.1	1.45		
M 2	0.4	45	8	2.8	2.1	1.6		
M 2.2	0.45	45	8	2.8	2.1	1.75		
M 2.3	0.4	45	8	2.8	2.1	1.9		
M 2.5	0.45	50	9	2.8	2.1	2.05		
M 2.6	0.45	50	9	2.8	2.1	2.15		
M 3	0.5	56	6	3.5	2.7	2.5	■	■
M 3.5	0.6	56	7	4	3	2.9		
M 4	0.7	63	7	4.5	3.4	3.3	■	■
M 5	0.8	70	8	6	4.9	4.2	■	■
M 6	1	80	10	6	4.9	5.0	■	■
M 7	1	80	10	7	5.5	6.0		
M 8	1.25	90	13	8	6.2	6.8	■	■
M 9	1.25	90	13	9	7	7.8		
M 10	1.5	100	15	10	8	8.5	■	■

■ available – intermediate size on request

SCHUMACHER

Machine Taps Red Ring

Cutting Data

DIN 376 HSS-E

RH spiral flutes 20°
for high strength steel

Group 4240
for blind holes

HIGH
STRENGTH

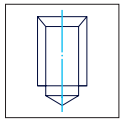

2xd_1

Art.-No.			42400	42400/48
Technology	i	Page 8.1	Red Ring	Red Ring
Chamfer Length	i	Page 8.2	3-4 x P	
Surface	i	Page 8.3	bright	TiCN
Tolerance	i	Page 8.4	ISO2 (6H)	ISO2 (6H)
Cutting Data	i	Page 8.5	P2 high strength steel	

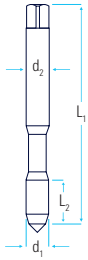

Ø d_1	P_{mm}	L_1	L_2	d_2	□			
M 6	1	80	10	4.5	3.4	5.0		
M 7	1	80	10	5.5	4.3	6.0		
M 8	1.25	90	14	6	4.9	6.8		
M 9	1.25	90	14	7	5.5	7.8		
M 10	1.5	100	16	7	5.5	8.5		
M 12	1.75	110	18	9	7	10.2	■	■
M 14	2	110	20	11	9	12.0	■	■
M 16	2	110	20	12	9	14.0	■	■
M 18	2.5	125	25	14	11	15.5		
M 20	2.5	140	25	16	12	17.5	■	■
M 22	2.5	140	25	18	14.5	19.5		
M 24	3	160	30	18	14.5	21.0	■	■
M 27	3	160	30	20	16	24.0		
M 30	3.5	180	35	22	18	26.5	■	■
M 33	3.5	180	35	25	20	29.5		
M 36	4	200	40	28	22	32.0		

■ available – intermediate size on request

SCHUMACHER

Machine Taps Red Ring

Cutting Data

internal standard HSS-E

RH spiral flutes 20°
for high strength steel

Group 4241
for deep blind holes ≤ 3xd1

HIGH STRENGTH

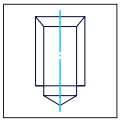

3xd_1

Art.-No.		42410/4048
Technology	i Page 8.1	Red Ring, internal coolant
Chamfer Length	i Page 8.2	C / 2-3 x P
Surface	i Page 8.3	TiCN
Tolerance	i Page 8.4	6HX
Cutting Data	i Page 8.5	P2+P3 high strength steel

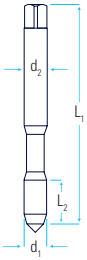

Ø d_1	P_{mm}	L_1	L_2	d_2	□		
M 20	2.5	140	25	16	12	17.5	■
M 22	2.5	140	25	18	14.5	19.5	■
M 24	3	160	30	18	14.5	21.0	■
M 27	3	160	30	20	16	24.0	■
M 30	3.5	180	35	22	18	26.5	■
M 33	3.5	180	35	25	20	29.5	■
M 36	4	220	40	28	22	32.0	■
M 39	4	240	40	32	24	35	■
M42	4.5	240	45	32	24	37.5	■
M45	4.5	270	45	36	29	40.5	■
M48	5	270	50	36	29	43	■

■ available – intermediate size on request

SCHUMACHER

Machine Taps Red Ring

Cutting Data

DIN 371 HSS-E PM

RH spiral flutes 20°
for nickel alloys

Group 3260
for blind holes

HIGH
STRENGTH

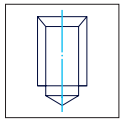

2xd_1

Art.-No.		32600
Technology	i Page 8.1	PM-Line Red Ring
Chamfer Length	i Page 8.2	3-4 x P
Surface	i Page 8.3	bright
Tolerance	i Page 8.4	ISO2 (6H)
Cutting Data	i Page 8.5	P2 high strength steel S1 titanium alloys S2 Nickellegierrungen

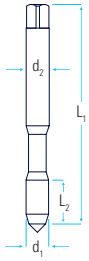

Ø d_1	P_{mm}	L_1	L_2	d_2	□		
M 1.7	0.35	40	8	2.5	2.1	1.35	
M 1.8	0.35	40	8	2.5	2.1	1.45	
M 2	0.4	45	8	2.8	2.1	1.6	
M 2.2	0.45	45	8	2.8	2.1	1.75	
M 2.3	0.4	45	8	2.8	2.1	1.9	
M 2.5	0.45	50	9	2.8	2.1	2.05	
M 2.6	0.45	50	9	2.8	2.1	2.15	
M 3	0.5	56	11	3.5	2.7	2.5	
M 3.5	0.6	56	12	4	3	2.9	
M 4	0.7	63	13	4.5	3.4	3.3	■
M 5	0.8	70	15	6	4.9	4.2	■
M 6	1	80	17	6	4.9	5.0	■
M 7	1	80	17	7	5.5	6.0	
M 8	1.25	90	20	8	6.2	6.8	■
M 9	1.25	90	20	9	7	7.8	
M 10	1.5	100	22	10	8	8.5	■

■ available – intermediate size on request

SCHUMACHER

Machine Taps Red Ring

Cutting Data

DIN 376 HSS-E PM

RH spiral flutes 20°
for nickel alloys

Group 4260
for blind holes

HIGH STRENGTH

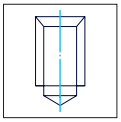

2xd_1

Art.-No.		42600
Technology	i Page 8.1	PM-Line Red Ring
Chamfer Length	i Page 8.2	3-4 x P
Surface	i Page 8.3	bright
Tolerance	i Page 8.4	ISO2 (6H)
Cutting Data	i Page 8.5	P2 high strength steel S1 titanium alloys S2 nickel alloys

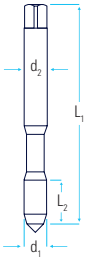

Ø d_1	P_{mm}	L_1	L_2	d_2	□		
M 6	1	80	17	4.5	3.4	5.0	
M 7	1	80	17	5.5	4.3	6.0	
M 8	1.25	90	20	6	4.9	6.8	
M 9	1.25	90	20	7	5.5	7.8	
M 10	1.5	100	22	7	5.5	8.5	
M 12	1.75	110	24	9	7	10.2	■
M 14	2	110	26	11	9	12.0	
M 16	2	110	27	12	9	14.0	■
M 18	2.5	125	30	14	11	15.5	
M 20	2.5	140	32	16	12	17.5	■
M 22	2.5	140	32	18	14.5	19.5	
M 24	3	160	34	18	14.5	21.0	
M 27	3	160	36	20	16	24.0	
M 30	3.5	180	40	22	18	26.5	
M 33	3.5	180	40	25	20	29.5	
M 36	4	200	50	28	22	32.0	

■ available – intermediate size on request

SCHUMACHER

Cutting Data

Machine Taps Yellow Ring

DIN 371 HSS-E PM

RH spiral flutes 20°
for titanium alloys

Group 3280
for blind holes

TI

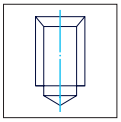

2xd_1

Art.-No.		32800
Technology	i Page 8.1	PM-Line Yellow Ring
Chamfer Length	i Page 8.2	3-4 x P
Surface	i Page 8.3	bright
Tolerance	i Page 8.4	ISO2 (6H)
Cutting Data	i Page 8.5	P1 high strength steel S1 titanium alloys

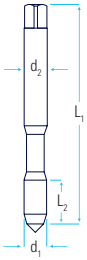

Ø d_1	P_{mm}	L_1	L_2	d_2	□		
M 1.7	0.35	40	8	2.5	2.1	1.35	
M 1.8	0.35	40	8	2.5	2.1	1.45	
M 2	0.4	45	8	2.8	2.1	1.6	
M 2.2	0.45	45	8	2.8	2.1	1.75	
M 2.3	0.4	45	8	2.8	2.1	1.9	
M 2.5	0.45	50	9	2.8	2.1	2.05	
M 2.6	0.45	50	9	2.8	2.1	2.15	
M 3	0.5	56	11	3.5	2.7	2.5	
M 3.5	0.6	56	12	4	3	2.9	
M 4	0.7	63	13	4.5	3.4	3.3	■
M 5	0.8	70	15	6	4.9	4.2	■
M 6	1	80	17	6	4.9	5.0	■
M 7	1	80	17	7	5.5	6.0	
M 8	1.25	90	20	8	6.2	6.8	■
M 9	1.25	90	20	9	7	7.8	
M 10	1.5	100	22	10	8	8.5	■

■ available – intermediate size on request

SCHUMACHER

Machine Taps Yellow Ring

Cutting Data

DIN 376 HSS-E PM

RH spiral flutes 20°
for titanium alloys

Group 4280
for blind holes

TI

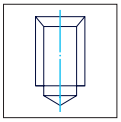

2xd_1

Art.-No.		42800
Technology	i Page 8.1	PM-Line Yellow Ring
Chamfer Length	i Page 8.2	3-4 x P
Surface	i Page 8.3	bright
Tolerance	i Page 8.4	ISO2 (6H)
Cutting Data	i Page 8.5	P1 high strength steel S1 titanium alloys

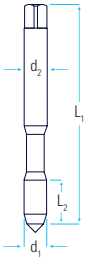

Ø d_1	P_{mm}	L_1	L_2	d_2	□		
M 6	1	80	17	4.5	3.4	5.0	
M 7	1	80	17	5.5	4.3	6.0	
M 8	1.25	90	20	6	4.9	6.8	
M 9	1.25	90	20	7	5.5	7.8	
M 10	1.5	100	22	7	5.5	8.5	
M 12	1.75	110	24	9	7	10.2	■
M 14	2	110	26	11	9	12.0	
M 16	2	110	27	12	9	14.0	■
M 18	2.5	125	30	14	11	15.5	
M 20	2.5	140	32	16	12	17.5	■
M 22	2.5	140	32	18	14.5	19.5	
M 24	3	160	34	18	14.5	21.0	
M 27	3	160	36	20	16	24.0	
M 30	3.5	180	40	22	18	26.5	
M 33	3.5	180	40	25	20	29.5	
M 36	4	200	50	28	22	32.0	

■ available – intermediate size on request

SCHUMACHER

Machine Taps

Cutting Data

DIN 371 HSS-E

RH spiral flutes 40°
for general construction steel

Group 3300
for blind holes

STEEL

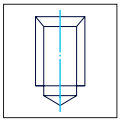

2xd_1

Art.-No.			33000	33000 B	33000 E
Technology	i	Page 8.1	High Volume		
Chamfer Length	i	Page 8.2		C / 2-3 x P	
Surface	i	Page 8.3	bright	bright	bright
Tolerance	i	Page 8.4	ISO2 (6H) | ISO1 (4H)	ISO3 (6G)	7G
Cutting Data	i	Page 8.5	P1 general construction steel	K2+K3 spheroidal and malleable cast iron	

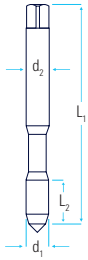

Ø d_1	P_{mm}	L_1	L_2	d_2	□		33000	33000 B	33000 E
M 1	0.25	40	5.5	2.5	2.1	0.75	■		
M 1.2	0.25	40	5.5	2.5	2.1	0.95	■		
M 1.4	0.3	40	7	2.5	2.1	1.1	■		
M 1.6	0.35	40	8	2.5	2.1	1.25	■		
M 1.7	0.35	40	8	2.5	2.1	1.35	■		
M 1.8	0.35	40	8	2.5	2.1	1.45	■		
M 2	0.4	45	8	2.8	2.1	1.6	■	■	
M 2.2	0.45	45	8	2.8	2.1	1.75	■		
M 2.3	0.4	45	8	2.8	2.1	1.9	■		
M 2.5	0.45	50	9	2.8	2.1	2.05	■	■	
M 2.6	0.45	50	9	2.8	2.1	2.15	■		

Continuation »

■ available – intermediate size on request

SCHUMACHER

Machine Taps

Cutting Data

DIN 371 HSS-E

RH spiral flutes 40°
for general construction steel

Group 3300
for blind holes

STEEL

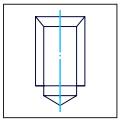

2xd_1

Art.-No.			33000	33000 B	33000 E
Technology	i	Page 8.1	High Volume		
Chamfer Length	i	Page 8.2	C / 2-3 x P		
Surface	i	Page 8.3	bright	bright	bright
Tolerance	i	Page 8.4	ISO2 (6H)	ISO3 (6G)	7G
Cutting Data	i	Page 8.5	P1 general construction steel	K2+K3 spheroidal and malleable cast iron	

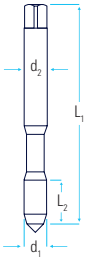

Ø d_1	P_{mm}	L_1	L_2	d_2	□		33000	33000 B	33000 E
M 3	0.5	56	6	3.5	2.7	2.5	■	■	■
M 3.5	0.6	56	7	4	3	2.9	■		
M 4	0.7	63	7	4.5	3.4	3.3	■	■	■
M 5	0.8	70	8	6	4.9	4.2	■	■	■
M 6	1	80	10	6	4.9	5.0	■	■	■
M 7	1	80	10	7	5.5	6.0	■		
M 8	1.25	90	13	8	6.2	6.8	■	■	■
M 9	1.25	90	13	9	7	7.8			
M 10	1.5	100	15	10	8	8.5	■	■	■
M 12	1.75	110	18	12	9	10.2			

■ available – intermediate size on request

Machine Taps

Cutting Data

DIN 371 HSS-E

RH spiral flutes 40°
for general construction steel

Group 3300
for blind holes

STEEL

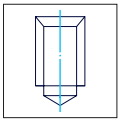

2xd_1

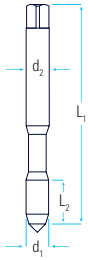

Art.-No.			33005	33000/25	33000/42
Technology	i	Page 8.1	High Volume		
			LH		2 x L1
Chamfer Length	i	Page 8.2		C / 2-3 x P	
Surface	i	Page 8.3	bright	TiN	bright
Tolerance	i	Page 8.4	ISO2 (6H)	ISO2 (6H)	ISO2 (6H)
Cutting Data	i	Page 8.5	P1 general construction steel	K2+K3 spheroidal and malleable cast iron	

Ø d_1	P_{mm}	L_1	L_2	d_2	□				
M 1.7	0.35	40	8	2.5	2.1	1.35			
M 1.8	0.35	40	8	2.5	2.1	1.45			
M 2	0.4	45	8	2.8	2.1	1.6			
M 2.2	0.45	45	8	2.8	2.1	1.75			
M 2.3	0.4	45	8	2.8	2.1	1.9			
M 2.5	0.45	50	9	2.8	2.1	2.05			
M 2.6	0.45	50	9	2.8	2.1	2.15			
M 3	0.5	56	6	3.5	2.7	2.5	■	■	■
M 3.5	0.6	56	7	4	3	2.9			
M 4	0.7	63	7	4.5	3.4	3.3	■	■	■
M 5	0.8	70	8	6	4.9	4.2	■	■	■
M 6	1	80	10	6	4.9	5.0	■	■	■
M 7	1	80	10	7	5.5	6.0			
M 8	1.25	90	13	8	6.2	6.8	■	■	■
M 9	1.25	90	13	9	7	7.8			
M 10	1.5	100	15	10	8	8.5	■	■	■

■ available – intermediate size on request

SCHUMACHER

Machine Taps - NUMERIC

Cutting Data

DIN 371 HSS-E PM

RH spiral flutes 45°
for steel, heat treatable steel and chemical resistant steel

Group 3303
for blind holes

STEEL

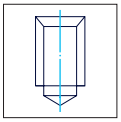

2xd_1

High Speed Cutting by Schumacher

High Speed Cutting by Schumacher

DIN 1835-B

NUMERIC
Supporting Digital Production

For use on CNC machines
with synchronized machining

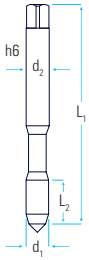

Art.-No.			33030/48	33030/4048	
Technology	i	Page 8.1	PM-Line	PM-Line internal coolant	
Chamfer Length	i	Page 8.2	C / 2-3 x P		
Surface	i	Page 8.3	TiCN	TiCN	
Tolerance	i	Page 8.4	6HX	6HX	
Cutting Data	i	Page 8.5	P1 general construction steel	P2 high strength steel	M1 chemical resistant steel

Ø d_1	P_{mm}	L_1	L_2	d_2	□			
M 3	0.5	56	5	3.5	2.7	2.5	■	
M 4	0.7	63	6	4.5	3.4	3.3	■	
M 5	0.8	70	7	6	4.9	4.2	■	
M 6	1	80	8	6	4.9	5.0	■	■
M 7	1	80	8	7	5.5	6.0		
M 8	1.25	90	10	8	6.2	6.8	■	■
M 9	1.25	90	10	9	7	7.8		
M 10	1.5	100	12	10	8	8.5	■	■
M 12	1.75	110	14	12	9	10.2		

■ available – intermediate size on request

SCHUMACHER

Machine Taps

Cutting Data

DIN 376 HSS-E

RH spiral flutes 40°
for general construction steel

Group 4300
for blind holes

STEEL

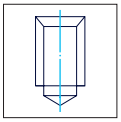

2xd_1

Art.-No.			43000	43000 B	43005
Technology	i	Page 8.1	High Volume		
					LH
Chamfer Length	i	Page 8.2		C / 2-3 x P	
Surface	i	Page 8.3	bright	bright	bright
Tolerance	i	Page 8.4	ISO2 (6H)	ISO3 (6G)	ISO2 (6H)
Cutting Data	i	Page 8.5	P1 general construction steel	K2+K3 spheroidal and malleable cast iron	

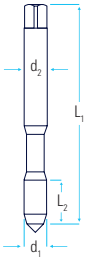

Ø d_1	P_{mm}	L_1	L_2	d_2	□				
M 6	1	80	10	4.5	3.4	5.0	■		
M 7	1	80	10	5.5	4.3	6.0			
M 8	1.25	90	14	6	4.9	6.8	■		
M 9	1.25	90	14	7	5.5	7.8			
M 10	1.5	100	16	7	5.5	8.5	■		
M 12	1.75	110	18	9	7	10.2	■	■	■
M 14	2	110	20	11	9	12.0	■	■	■
M 16	2	110	20	12	9	14.0	■	■	■
M 18	2.5	125	25	14	11	15.5	■		
M 20	2.5	140	25	16	12	17.5	■	■	■
M 22	2.5	140	25	18	14.5	19.5	■		
M 24	3	160	30	18	14.5	21.0	■	■	
M 27	3	160	30	20	16	24.0	■		
M 30	3.5	180	35	22	18	26.5	■		
M 33	3.5	180	35	25	20	29.5			
M 36	4	200	40	28	22	32.0	■		

■ available – intermediate size on request

Machine Taps

Cutting Data

DIN 376 HSS-E

RH spiral flutes 40°
for general construction steel

Group 4300
for blind holes

STEEL

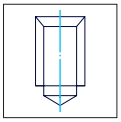

2xd_1

Art.-No.			43000/25	43000/42
Technology	i	Page 8.1	High Volume	
				2 x L1
Chamfer Length	i	Page 8.2	C / 2-3 x P	
Surface	i	Page 8.3	TiN	bright
Tolerance	i	Page 8.4	ISO2 (6H)	ISO2 (6H)
Cutting Data	i	Page 8.5	P1 general construction steel	K2+K3 spheroidal and malleable cast iron

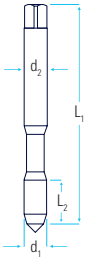

Ø d_1	P_{mm}	L_1	L_2	d_2	□			
M 6	1	80	10	4.5	3.4	5.0		
M 7	1	80	10	5.5	4.3	6.0		
M 8	1.25	90	14	6	4.9	6.8		
M 9	1.25	90	14	7	5.5	7.8		
M 10	1.5	100	16	7	5.5	8.5		
M 12	1.75	110	18	9	7	10.2	■	■
M 14	2	110	20	11	9	12.0	■	■
M 16	2	110	20	12	9	14.0	■	■
M 18	2.5	125	25	14	11	15.5		
M 20	2.5	140	25	16	12	17.5	■	■
M 22	2.5	140	25	18	14.5	19.5		
M 24	3	160	30	18	14.5	21.0	■	
M 27	3	160	30	20	16	24.0		
M 30	3.5	180	35	22	18	26.5	■	
M 33	3.5	180	35	25	20	29.5		
M 36	4	200	40	28	22	32.0		

■ available – intermediate size on request

SCHUMACHER

Machine Taps - NUMERIC

Cutting Data

DIN 376 HSS-E PM

RH spiral flutes 45°
for steel, heat treatable steel and chemical resistant steel

Group 4303
for blind holes

STEEL

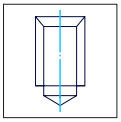

2xd_1

High Speed Cutting by Schumacher

NUMERIC
Supporting Digital Production

For use on CNC machines
with synchronized machining

Art.-No.		
Technology	i	Page 8.1
Chamfer Length	i	Page 8.2
Surface	i	Page 8.3
Tolerance	i	Page 8.4
Cutting Data	i	Page 8.5

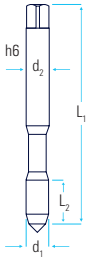

	43030/48
	PM-Line
	C / 2-3 x P
	TiCN
	6HX
	P1 general construction steel P2 high strength steel M1 chemical resistant steel

Ø d_1	P_{mm}	L_1	L_2	d_2	□		
M 6	1	80	10	4.5	3.4	5.0	
M 7	1	80	10	5.5	4.3	6.0	
M 8	1.25	90	14	6	4.9	6.8	
M 9	1.25	90	14	7	5.5	7.8	
M 10	1.5	100	16	7	5.5	8.5	
M 12	1.75	110	18	9	7	10.2	■
M 14	2	110	20	11	9	12.0	
M 16	2	110	20	12	9	14.0	■
M 18	2.5	125	25	14	11	15.5	
M 20	2.5	140	25	16	12	17.5	■
M 22	2.5	140	25	18	14.5	19.5	
M 24	3	160	30	18	14.5	21.0	
M 27	3	160	30	20	16	24.0	
M 30	3.5	180	35	22	18	26.5	
M 33	3.5	180	35	25	20	29.5	
M 36	4	200	40	28	22	32.0	

■ available – intermediate size on request

SCHUMACHER

Machine Taps

Cutting Data

DIN 371 HSS-E

RH spiral flutes 40°
for general construction steel

Group 3310
for deep blind holes ≤ 3 x D

STEEL

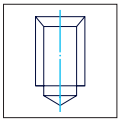

3xd_1

Art.-No.		33100
Technology	i Page 8.1	
Chamfer Length	i Page 8.2	C / 2-3 x P
Surface	i Page 8.3	bright
Tolerance	i Page 8.4	ISO2 (6H)
Cutting Data	i Page 8.5	P1 general construction steel K2+K3 spheroidal and malleable cast iron

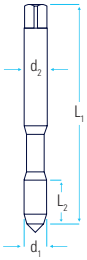

Ø d_1	P_{mm}	L_1	L_2	d_2	□		
M 1.7	0.35	40	8	2.5	2.1	1.35	
M 1.8	0.35	40	8	2.5	2.1	1.45	
M 2	0.4	45	8	2.8	2.1	1.6	
M 2.2	0.45	45	8	2.8	2.1	1.75	
M 2.3	0.4	45	8	2.8	2.1	1.9	
M 2.5	0.45	50	9	2.8	2.1	2.05	
M 2.6	0.45	50	9	2.8	2.1	2.15	
M 3	0.5	56	6	3.5	2.7	2.5	■
M 3.5	0.6	56	7	4	3	2.9	
M 4	0.7	63	7	4.5	3.4	3.3	■
M 5	0.8	70	8	6	4.9	4.2	■
M 6	1	80	10	6	4.9	5.0	■
M 7	1	80	10	7	5.5	6.0	
M 8	1.25	90	13	8	6.2	6.8	■
M 9	1.25	90	13	9	7	7.8	
M 10	1.5	100	15	10	8	8.5	■

■ available – intermediate size on request

SCHUMACHER

Machine Taps

Cutting Data

DIN 376 HSS-E

RH spiral flutes 40°
for general construction steel

Group 4310
for deep blind holes ≤ 3 x D

STEEL

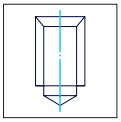

3xd_1

Art.-No.		43100
Technology	i Page 8.1	
Chamfer Length	i Page 8.2	C / 2-3 x P
Surface	i Page 8.3	bright
Tolerance	i Page 8.4	ISO2 (6H)
Cutting Data	i Page 8.5	P1 general construction steel K2+K3 spheroidal and malleable cast iron

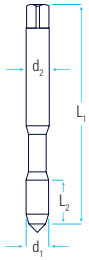

Ø d_1	P_{mm}	L_1	L_2	d_2	□		
M 6	1	80	10	4.5	3.4	5.0	
M 7	1	80	10	5.5	4.3	6.0	
M 8	1.25	90	14	6	4.9	6.8	
M 9	1.25	90	14	7	5.5	7.8	
M 10	1.5	100	16	7	5.5	8.5	
M 12	1.75	110	18	9	7	10.2	■
M 14	2	110	20	11	9	12.0	■
M 16	2	110	20	12	9	14.0	■
M 18	2.5	125	25	14	11	15.5	
M 20	2.5	140	25	16	12	17.5	■
M 22	2.5	140	25	18	14.5	19.5	
M 24	3	160	30	18	14.5	21.0	■
M 27	3	160	30	20	16	24.0	
M 30	3.5	180	35	22	18	26.5	■
M 33	3.5	180	35	25	20	29.5	
M 36	4	200	40	28	22	32.0	

■ available – intermediate size on request

SCHUMACHER

Machine Taps Black Ring - BLACK POWER

Cutting Data

DIN 371 HSS-E

RH spiral flutes 40°
for universal use

Group 3330
for blind holes

UNI

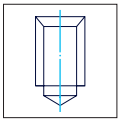

2xd_1

Art.-No.			33300/26	33300/25		
Technology	i	Page 8.1	**High Volume** Black Ring	**High Volume** Black Ring		
Chamfer Length	i	Page 8.2	C / 2-3 x P			
Surface	i	Page 8.3	VAP	TiN		
Tolerance	i	Page 8.4	ISO2 (6H)	ISO2 (6H)		
Cutting Data	i	Page 8.5	P1 general construction steel	M1 chemical resistant steel	N1 aluminium alloys	N3 copper alloys

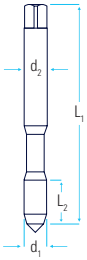

Ø d_1	P_{mm}	L_1	L_2	d_2	□					
M 1.7	0.35	40	8	2.5	2.1	1.35				
M 1.8	0.35	40	8	2.5	2.1	1.45				
M 2	0.4	45	8	2.8	2.1	1.6				
M 2.2	0.45	45	8	2.8	2.1	1.75				
M 2.3	0.4	45	8	2.8	2.1	1.9				
M 2.5	0.45	50	9	2.8	2.1	2.05				
M 2.6	0.45	50	9	2.8	2.1	2.15				
M 3	0.5	56	6	3.5	2.7	2.5	■	■		
M 3.5	0.6	56	7	4	3	2.9				
M 4	0.7	63	7	4.5	3.4	3.3	■	■		
M 5	0.8	70	8	6	4.9	4.2	■	■		
M 6	1	80	10	6	4.9	5.0	■	■		
M 7	1	80	10	7	5.5	6.0				
M 8	1.25	90	13	8	6.2	6.8	■	■		
M 9	1.25	90	13	9	7	7.8				
M 10	1.5	100	15	10	8	8.5	■	■		

■ available – intermediate size on request

SCHUMACHER

Machine Taps Black Ring - BLACK POWER

Cutting Data

DIN 376 HSS-E

RH spiral flutes 40°
for universal use

Group 4330
for blind holes

UNI

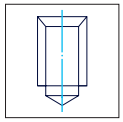

2xd_1

Art.-No.			43300/26	43300/25		
Technology	i	Page 8.1	**High Volume** Black Ring	**High Volume** Black Ring		
Chamfer Length	i	Page 8.2	C / 2-3 x P			
Surface	i	Page 8.3	VAP	TiN		
Tolerance	i	Page 8.4	ISO2 (6H)	ISO2 (6H)		
Cutting Data	i	Page 8.5	P1 general construction steel	M1 chemical resistant steel	N1 aluminium alloys	N3 copper alloys

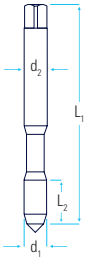

Ø d_1	P_{mm}	L_1	L_2	d_2	□					
M 6	1	80	10	4.5	3.4	5.0				
M 7	1	80	10	5.5	4.3	6.0				
M 8	1.25	90	14	6	4.9	6.8				
M 9	1.25	90	14	7	5.5	7.8				
M 10	1.5	100	16	7	5.5	8.5				
M 12	1.75	110	18	9	7	10.2	■	■		
M 14	2	110	20	11	9	12.0				
M 16	2	110	20	12	9	14.0	■	■		
M 18	2.5	125	25	14	11	15.5				
M 20	2.5	140	25	16	12	17.5	■	■		
M 22	2.5	140	25	18	14.5	19.5				
M 24	3	160	30	18	14.5	21.0				
M 27	3	160	30	20	16	24.0				
M 30	3.5	180	35	22	18	26.5				
M 33	3.5	180	35	25	20	29.5				
M 36	4	200	40	28	22	32.0				

■ available – intermediate size on request

SCHUMACHER

Machine Taps Red Ring - TYPHOON

Cutting Data

DIN 371 HSS-E PM

RH spiral flutes 45°
for high strength steel

Group 3340
for deep blind holes ≤ 2.5 x D

HIGH STRENGTH

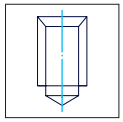

2.5xd_1

Art.-No.			33400/48
Technology	i	Page 8.1	**PM-Line**
			Red Ring
Chamfer Length	i	Page 8.2	C / 2-3 x P
Surface	i	Page 8.3	TiCN
Tolerance	i	Page 8.4	ISO2 (6H)
Cutting Data	i	Page 8.5	P2 high strength steel M1 chemical resistant steel N1 aluminium alloys

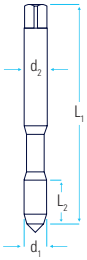

Ø d_1	P_{mm}	L_1	L_2	d_2	□		
M 1.7	0.35	40	8	2.5	2.1	1.35	
M 1.8	0.35	40	8	2.5	2.1	1.45	
M 2	0.4	45	8	2.8	2.1	1.6	
M 2.2	0.45	45	8	2.8	2.1	1.75	
M 2.3	0.4	45	8	2.8	2.1	1.9	
M 2.5	0.45	50	9	2.8	2.1	2.05	
M 2.6	0.45	50	9	2.8	2.1	2.15	
M 3	0.5	56	6	3.5	2.7	2.5	■
M 3.5	0.6	56	7	4	3	2.9	
M 4	0.7	63	7	4.5	3.4	3.3	■
M 5	0.8	70	8	6	4.9	4.2	■
M 6	1	80	10	6	4.9	5.0	■
M 7	1	80	10	7	5.5	6.0	
M 8	1.25	90	13	8	6.2	6.8	■
M 9	1.25	90	13	9	7	7.8	
M 10	1.5	100	15	10	8	8.5	■

■ available – intermediate size on request

SCHUMACHER

Machine Taps Red Ring - TYPHOON

Cutting Data

DIN 376 HSS-E PM

RH spiral flutes 45°
for high strength steel

Group 4340
for deep blind holes ≤ 2.5 x D

HIGH STRENGTH

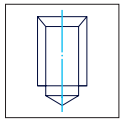

2.5xd_1

Art.-No.		43400/48
Technology	i Page 8.1	PM-Line Red Ring
Chamfer Length	i Page 8.2	C / 2-3 x P
Surface	i Page 8.3	TiCN
Tolerance	i Page 8.4	ISO2 (6H)
Cutting Data	i Page 8.5	P2 high strength steel M1 chemical resistant steel N1 aluminium alloys

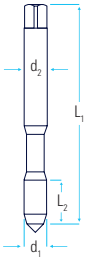

Ø d_1	P_{mm}	L_1	L_2	d_2	□		
M 6	1	80	10	4.5	3.4	5.0	
M 7	1	80	10	5.5	4.3	6.0	
M 8	1.25	90	14	6	4.9	6.8	
M 9	1.25	90	14	7	5.5	7.8	
M 10	1.5	100	16	7	5.5	8.5	
M 12	1.75	110	18	9	7	10.2	■
M 14	2	110	20	11	9	12.0	
M 16	2	110	20	12	9	14.0	■
M 18	2.5	125	25	14	11	15.5	
M 20	2.5	140	25	16	12	17.5	■
M 22	2.5	140	25	18	14.5	19.5	
M 24	3	160	30	18	14.5	21.0	
M 27	3	160	30	20	16	24.0	
M 30	3.5	180	35	22	18	26.5	
M 33	3.5	180	35	25	20	29.5	
M 36	4	200	40	28	22	32.0	

■ available – intermediate size on request

SCHUMACHER

Machine Taps Blue Ring

Cutting Data

DIN 371 HSS-E

RH spiral flutes 40°
for chemical resistant steel

Group 3350
for blind holes

INOX
Stainless

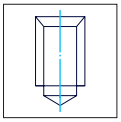

2xd_1

Art.-No.			33500/26	33500/25
Technology	i	Page 8.1	**High Volume** Blue Ring	**High Volume** Blue Ring
Chamfer Length	i	Page 8.2	C / 2-3 x P	
Surface	i	Page 8.3	VAP	TiN
Tolerance	i	Page 8.4	ISO2 (6H)	ISO2 (6H)
Cutting Data	i	Page 8.5	P2 high strength steel M1 chemical resistant steel S1 titanium alloys	

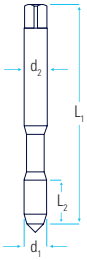

Ø d_1	P_{mm}	L_1	L_2	d_2	□			
M 1.7	0.35	40	8	2.5	2.1	1.35		
M 1.8	0.35	40	8	2.5	2.1	1.45		
M 2	0.4	45	8	2.8	2.1	1.6	■	
M 2.2	0.45	45	8	2.8	2.1	1.75		
M 2.3	0.4	45	8	2.8	2.1	1.9		
M 2.5	0.45	50	9	2.8	2.1	2.05	■	
M 2.6	0.45	50	9	2.8	2.1	2.15		
M 3	0.5	56	6	3.5	2.7	2.5	■	■
M 3.5	0.6	56	7	4	3	2.9		
M 4	0.7	63	7	4.5	3.4	3.3	■	■
M 5	0.8	70	8	6	4.9	4.2	■	■
M 6	1	80	10	6	4.9	5.0	■	■
M 7	1	80	10	7	5.5	6.0		
M 8	1.25	90	13	8	6.2	6.8	■	■
M 9	1.25	90	13	9	7	7.8		
M 10	1.5	100	15	10	8	8.5	■	■

■ available – intermediate size on request

SCHUMACHER

Machine Taps Blue Ring - POLAR

Cutting Data

DIN 371 HSS-E PM

RH spiral flutes 45°
for chemical resistant steel

Group 3351
for deep blind holes ≤ 2.5xd1

INOX
Stainless

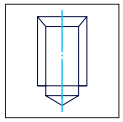

2.5xd_1

Art.-No.		33510/48
Technology	i Page 8.1	PM-Line Blue Ring
Chamfer Length	i Page 8.2	C / 2-3 x P
Surface	i Page 8.3	TiCN
Tolerance	i Page 8.4	6HX
Cutting Data	i Page 8.5	P2 high strength steel M1+M2 chemical resistant steel S1 titanium alloys

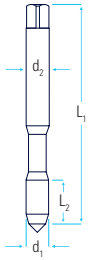

Ø d_1	P_{mm}	L_1	L_2	d_2	□		
M 1.7	0.35	40	8	2.5	2.1	1.35	
M 1.8	0.35	40	8	2.5	2.1	1.45	
M 2	0.4	45	8	2.8	2.1	1.6	
M 2.2	0.45	45	8	2.8	2.1	1.75	
M 2.3	0.4	45	8	2.8	2.1	1.9	
M 2.5	0.45	50	9	2.8	2.1	2.05	
M 2.6	0.45	50	9	2.8	2.1	2.15	
M 3	0.5	56	6	3.5	2.7	2.5	■
M 3.5	0.6	56	7	4	3	2.9	
M 4	0.7	63	7	4.5	3.4	3.3	■
M 5	0.8	70	8	6	4.9	4.2	■
M 6	1	80	10	6	4.9	5.0	■
M 7	1	80	10	7	5.5	6.0	
M 8	1.25	90	13	8	6.2	6.8	■
M 9	1.25	90	13	9	7	7.8	
M 10	1.5	100	15	10	8	8.5	■

■ available – intermediate size on request

SCHUMACHER

Machine Taps Blue Ring

Cutting Data

DIN 376 HSS-E

RH spiral flutes 40°
for chemical resistant steel

Group 4350
for blind holes

INOX
Stainless

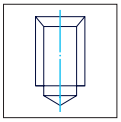

2xd_1

Art.-No.			43500/26	43500/25
Technology	i	Page 8.1	**High Volume** Blue Ring	**High Volume** Blue Ring
Chamfer Length	i	Page 8.2	C / 2-3 x P	
Surface	i	Page 8.3	VAP	TiN
Tolerance	i	Page 8.4	ISO2 (6H)	ISO2 (6H)
Cutting Data	i	Page 8.5	P2 high strength steel M1 chemical resistant steel S1 titanium alloys	

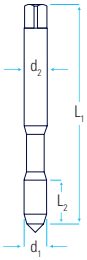

Ø d_1	P_{mm}	L_1	L_2	d_2	□			
M 6	1	80	10	4.5	3.4	5.0		
M 7	1	80	10	5.5	4.3	6.0		
M 8	1.25	90	14	6	4.9	6.8		
M 9	1.25	90	14	7	5.5	7.8		
M 10	1.5	100	16	7	5.5	8.5		
M 12	1.75	110	18	9	7	10.2	■	■
M 14	2	110	20	11	9	12.0	■	■
M 16	2	110	20	12	9	14.0	■	■
M 18	2.5	125	25	14	11	15.5	■	
M 20	2.5	140	25	16	12	17.5	■	■
M 22	2.5	140	25	18	14.5	19.5	■	
M 24	3	160	30	18	14.5	21.0	■	■
M 27	3	160	30	20	16	24.0	■	
M 30	3.5	180	35	22	18	26.5	■	■
M 33	3.5	180	35	25	20	29.5		
M 36	4	200	40	28	22	32.0		

■ available – intermediate size on request

SCHUMACHER

Machine Taps Blue Ring - POLAR

Cutting Data

DIN 376 HSS-E PM

RH spiral flutes 45°
for chemical resistant steel

Group 4351
for deep blind holes ≤ 2.5xd1

INOX
Stainless

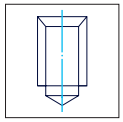

2.5xd_1

Art.-No.		43510/48
Technology	i Page 8.1	PM-Line Blue Ring
Chamfer Length	i Page 8.2	C / 2-3 x P
Surface	i Page 8.3	TiCN
Tolerance	i Page 8.4	6HX
Cutting Data	i Page 8.5	P2 high strength steel M1+M2 chemical resistant steel S1 titanium alloys

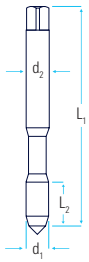

Ø d_1	P_{mm}	L_1	L_2	d_2	□		
M 6	1	80	10	4.5	3.4	5.0	
M 7	1	80	10	5.5	4.3	6.0	
M 8	1.25	90	14	6	4.9	6.8	
M 9	1.25	90	14	7	5.5	7.8	
M 10	1.5	100	16	7	5.5	8.5	
M 12	1.75	110	18	9	7	10.2	■
M 14	2	110	20	11	9	12.0	
M 16	2	110	20	12	9	14.0	■
M 18	2.5	125	25	14	11	15.5	
M 20	2.5	140	25	16	12	17.5	■
M 22	2.5	140	25	18	14.5	19.5	
M 24	3	160	30	18	14.5	21.0	
M 27	3	160	30	20	16	24.0	
M 30	3.5	180	35	22	18	26.5	
M 33	3.5	180	35	25	20	29.5	
M 36	4	200	40	28	22	32.0	

■ available – intermediate size on request

SCHUMACHER

Machine Taps - MISTRAL

Cutting Data

DIN 371 HSS-E PM

RH spiral flutes 45°
for aluminium and bronze alloys

Group 3360
for blind holes

AL

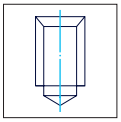

2xd_1

DLC
Diamond like Carbon

Innovative surface coating technologies with high hardness and low frictional coeficient

Art.-No.			33600/02	33600/24
Technology	i	Page 8.1	PM-Line	PM-Line
Chamfer Length	i	Page 8.2	C / 2-3 x P	
Surface	i	Page 8.3	CrN	DLC
Tolerance	i	Page 8.4	ISO2 (6H)	ISO2 (6H)
Cutting Data	i	Page 8.5	N1 aluminium alloys	N6 thermoplastics

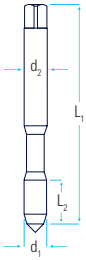

Ø d_1	P_{mm}	L_1	L_2	d_2	□	⌀		
M 1.7	0.35	40	8	2.5	2.1	1.35		
M 1.8	0.35	40	8	2.5	2.1	1.45		
M 2	0.4	45	8	2.8	2.1	1.6		
M 2.2	0.45	45	8	2.8	2.1	1.75		
M 2.3	0.4	45	8	2.8	2.1	1.9		
M 2.5	0.45	50	9	2.8	2.1	2.05		
M 2.6	0.45	50	9	2.8	2.1	2.15		
M 3	0.5	56	6	3.5	2.7	2.5	■	■
M 3.5	0.6	56	7	4	3	2.9		
M 4	0.7	63	7	4.5	3.4	3.3	■	■
M 5	0.8	70	8	6	4.9	4.2	■	■
M 6	1	80	10	6	4.9	5.0	■	■
M 7	1	80	10	7	5.5	6.0		
M 8	1.25	90	13	8	6.2	6.8	■	■
M 9	1.25	90	13	9	7	7.8		
M 10	1.5	100	15	10	8	8.5	■	■

■ available – intermediate size on request

SCHUMACHER

Machine Taps - MISTRAL

Cutting Data

DIN 376 HSS-E PM

RH spiral flutes 45°
for aluminium and bronze alloys

Group 4360
for blind holes

AL

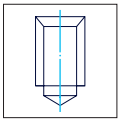

2xd_1

DLC
Diamond like Carbon

Innovative surface coating technologies with high hardness and low frictional coeficient

Art.-No.			43600/02	43600/24
Technology	i	Page 8.1	PM-Line	PM-Line
Chamfer Length	i	Page 8.2	C / 2-3 x P	
Surface	i	Page 8.3	CrN	DLC
Tolerance	i	Page 8.4	ISO2 (6H)	ISO2 (6H)
Cutting Data	i	Page 8.5	N1 aluminium alloys	N6 thermoplastics

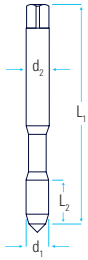

Ø d_1	P_{mm}	L_1	L_2	d_2	□			
M 6	1	80	10	4.5	3.4	5.0		
M 7	1	80	10	5.5	4.3	6.0		
M 8	1.25	90	14	6	4.9	6.8		
M 9	1.25	90	14	7	5.5	7.8		
M 10	1.5	100	16	7	5.5	8.5		
M 12	1.75	110	18	9	7	10.2	■	■
M 14	2	110	20	11	9	12.0		
M 16	2	110	20	12	9	14.0	■	■
M 18	2.5	125	25	14	11	15.5		
M 20	2.5	140	25	16	12	17.5		
M 22	2.5	140	25	18	14.5	19.5		
M 24	3	160	30	18	14.5	21.0		
M 27	3	160	30	20	16	24.0		
M 30	3.5	180	35	22	18	26.5		
M 33	3.5	180	35	25	20	29.5		
M 36	4	200	40	28	22	32.0		

■ available – intermediate size on request

SCHUMACHER

Machine Taps Red Ring

Cutting Data

DIN 371 HSS-E

RH spiral flutes 40°
for high strength steel

Group 3380
for blind holes

HIGH STRENGTH

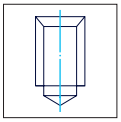

2xd_1

Art.-No.			33800	33800/48
Technology	i	Page 8.1	**High Volume** Red Ring	**High Volume** Red Ring
Chamfer Length	i	Page 8.2	C / 2-3 x P	
Surface	i	Page 8.3	bright	TiCN
Tolerance	i	Page 8.4	ISO2 (6H)	ISO2 (6H)
Cutting Data	i	Page 8.5	P2 high strength steel	

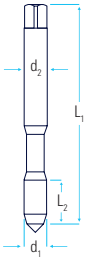

Ø d_1	P_{mm}	L_1	L_2	d_2	□			
M 1.7	0.35	40	8	2.5	2.1	1.35		
M 1.8	0.35	40	8	2.5	2.1	1.45		
M 2	0.4	45	8	2.8	2.1	1.6		
M 2.2	0.45	45	8	2.8	2.1	1.75		
M 2.3	0.4	45	8	2.8	2.1	1.9		
M 2.5	0.45	50	9	2.8	2.1	2.05		
M 2.6	0.45	50	9	2.8	2.1	2.15		
M 3	0.5	56	6	3.5	2.7	2.5	■	■
M 3.5	0.6	56	7	4	3	2.9		
M 4	0.7	63	7	4.5	3.4	3.3	■	■
M 5	0.8	70	8	6	4.9	4.2	■	■
M 6	1	80	10	6	4.9	5.0	■	■
M 7	1	80	10	7	5.5	6.0		
M 8	1.25	90	13	8	6.2	6.8	■	■
M 9	1.25	90	13	9	7	7.8		
M 10	1.5	100	15	10	8	8.5	■	■

■ available – intermediate size on request

SCHUMACHER

Machine Taps Red Ring

Cutting Data

DIN 376 HSS-E

RH spiral flutes 40°
for high strength steel

Group 4380
for blind holes

HIGH STRENGTH

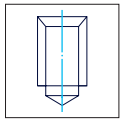

2xd_1

Art.-No.		43800	43800/48
Technology	i Page 8.1	**High Volume** Red Ring	**High Volume** Red Ring
Chamfer Length	i Page 8.2	C / 2-3 x P	
Surface	i Page 8.3	bright	TiCN
Tolerance	i Page 8.4	ISO2 (6H)	ISO2 (6H)
Cutting Data	i Page 8.5	P2 high strength steel	

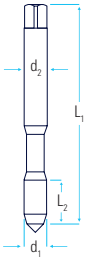

Ø d_1	P_{mm}	L_1	L_2	d_2	□			
M 6	1	80	10	4.5	3.4	5.0		
M 7	1	80	10	5.5	4.3	6.0		
M 8	1.25	90	14	6	4.9	6.8		
M 9	1.25	90	14	7	5.5	7.8		
M 10	1.5	100	16	7	5.5	8.5		
M 12	1.75	110	18	9	7	10.2	■	■
M 14	2	110	20	11	9	12.0	■	■
M 16	2	110	20	12	9	14.0	■	■
M 18	2.5	125	25	14	11	15.5		
M 20	2.5	140	25	16	12	17.5	■	■
M 22	2.5	140	25	18	14.5	19.5		
M 24	3	160	30	18	14.5	21.0	■	■
M 27	3	160	30	20	16	24.0		
M 30	3.5	180	35	22	18	26.5	■	■
M 33	3.5	180	35	25	20	29.5		
M 36	4	200	40	28	22	32.0		

■ available – intermediate size on request

SCHUMACHER

Forming Taps Black Ring - TORNADO

Cutting Data

DIN 371 HSS-E PM

straight oil grooves for steel, heat treatable steel
and chemical resistant steel

Group 3050
for blind and through holes

UNI

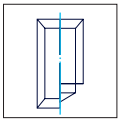

2xd_1

Art.-No.		30500/4853
Technology	i Page 8.1	PM-Line
		Black Ring
Chamfer Length	i Page 8.2	C / 2-3 x P
Surface	i Page 8.3	TiCN
Tolerance	i Page 8.4	6HX
Cutting Data	i Page 8.5	P1 general construction steel P2 high strength steel M1 chemical resistant steel

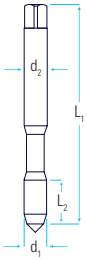

Ø d_1	P_{mm}	L_1	L_2	d_2	□		
M 1.7	0.35	40	8	2.5	2.1	1.55	
M 1.8	0.35	40	8	2.5	2.1	1.65	
M 2	0.4	45	8	2.8	2.1	1.85	
M 2.2	0.45	45	8	2.8	2.1	2.0	
M 2.3	0.4	45	8	2.8	2.1	2.1	
M 2.5	0.45	50	9	2.8	2.1	2.3	
M 2.6	0.45	50	9	2.8	2.1	2.4	
M 3	0.5	56	11	3.5	2.7	2.8	■
M 3.5	0.6	56	12	4	3	3.25	
M 4	0.7	63	13	4.5	3.4	3.7	■
M 5	0.8	70	15	6	4.9	4.65	■
M 6	1	80	17	6	4.9	5.55	■
M 7	1	80	17	7	5.5	6.55	
M 8	1.25	90	20	8	6.2	7.4	■
M 9	1.25	90	20	9	7	8.4	
M 10	1.5	100	22	10	8	9.3	■

■ available – intermediate size on request

SCHUMACHER

Forming Taps - MISTRAL

Cutting Data

DIN 371 HSS-E PM

straight oil grooves for aluminium
and bronze alloys

Group 3051
for blind and through holes

AL

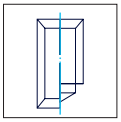

2xd_1

High Speed Cutting by Schumacher

High Speed Cutting by Schumacher

DLC
Diamond like Carbon

Innovative surface coating technologies with high hardness and low frictional coeficient

Art.-No.			30510/0253	30510/2453
Technology	i	Page 8.1	PM-Line	PM-Line
Chamfer Length	i	Page 8.2	C / 2-3 x P	
Surface	i	Page 8.3	CrN	DLC
Tolerance	i	Page 8.4	6HX	6HX
Cutting Data	i	Page 8.5	N1 aluminium alloys N5 bronze alloys N6 thermoplastics	

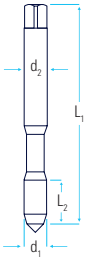

Ø d_1	P_{mm}	L_1	L_2	d_2	□	⌀		
M 1.7	0.35	40	8	2.5	2.1	1.55		
M 1.8	0.35	40	8	2.5	2.1	1.65		
M 2	0.4	45	8	2.8	2.1	1.85		
M 2.2	0.45	45	8	2.8	2.1	2.0		
M 2.3	0.4	45	8	2.8	2.1	2.1		
M 2.5	0.45	50	9	2.8	2.1	2.3		
M 2.6	0.45	50	9	2.8	2.1	2.4		
M 3	0.5	56	11	3.5	2.7	2.8	■	
M 3.5	0.6	56	12	4	3	3.25		
M 4	0.7	63	13	4.5	3.4	3.7	■	
M 5	0.8	70	15	6	4.9	4.65	■	
M 6	1	80	17	6	4.9	5.55	■	
M 7	1	80	17	7	5.5	6.55		
M 8	1.25	90	20	8	6.2	7.4	■	
M 9	1.25	90	20	9	7	8.4		
M 10	1.5	100	22	10	8	9.3	■	

■ available – intermediate size on request

SCHUMACHER

Forming Taps - NUMERIC

Cutting Data

DIN 371 HSS-E PM

straight oil grooves for steel, heat treatable steel
and chemical resistant steel

Group 3053
for blind and through holes

STEEL

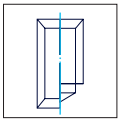

2xd_1

NUMERIC
Supporting Digital Production

For use on CNC machines
with synchronized machining

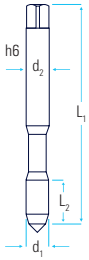

Art.-No.		30530/4853
Technology	i Page 8.1	PM-Line
Chamfer Length	i Page 8.2	C / 2-3 x P
Surface	i Page 8.3	TiCN
Tolerance	i Page 8.4	6HX
Cutting Data	i Page 8.5	P1 general construction steel P2 high strength steel M1 chemical resistant steel

Ø d_1	P_{mm}	L_1	L_2	d_2	□		
M 1.7	0.35	40	8	2.5	2.1	1.55	
M 1.8	0.35	40	8	2.5	2.1	1.65	
M 2	0.4	45	8	2.8	2.1	1.85	
M 2.2	0.45	45	8	2.8	2.1	2.0	
M 2.3	0.4	45	8	2.8	2.1	2.1	
M 2.5	0.45	50	9	2.8	2.1	2.3	
M 2.6	0.45	50	9	2.8	2.1	2.4	
M 3	0.5	56	6	3.5	2.7	2.8	■
M 3.5	0.6	56	7	4	3	3.25	
M 4	0.7	63	7	4.5	3.4	3.7	■
M 5	0.8	70	8	6	4.9	4.65	■
M 6	1	80	10	6	4.9	5.55	■
M 7	1	80	10	7	5.5	6.55	
M 8	1.25	90	13	8	6.2	7.4	■
M 9	1.25	90	13	9	7	8.4	
M 10	1.5	100	15	10	8	9.3	■

■ available – intermediate size on request

SCHUMACHER

Cutting Data

Forming Taps Black Ring - TORNADO

DIN 376 HSS-E PM

straight oil grooves for steel, heat treatable steel
and chemical resistant steel

Group 4050
for blind and through holes

UNI

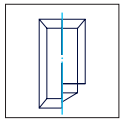

2xd_1

Art.-No.		40500/4853
Technology	i Page 8.1	PM-Line
		Black Ring
Chamfer Length	i Page 8.2	C / 2-3 x P
Surface	i Page 8.3	TiCN
Tolerance	i Page 8.4	6HX
Cutting Data	i Page 8.5	P1 general construction steel P2 high strength steel M1 chemical resistant steel

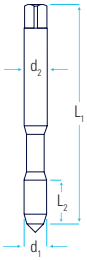

Ø d_1	P_{mm}	L_1	L_2	d_2	□		
M 6	1	80	17	4.5	3.4	5.55	
M 7	1	80	17	5.5	4.3	6.55	
M 8	1.25	90	20	6	4.9	7.4	
M 9	1.25	90	20	7	5.5	8.4	
M 10	1.5	100	22	7	5.5	9.3	
M 12	1.75	110	24	9	7	11.2	■
M 14	2	110	26	11	9	13.1	
M 16	2	110	27	12	9	15.1	■
M 18	2.5	125	30	14	11	16.9	
M 20	2.5	140	32	16	12	18.9	
M 22	2.5	140	32	18	14.5	20.9	
M 24	3	160	34	18	14.5	22.65	
M 27	3	160	36	20	16	25.65	

■ available – intermediate size on request

SCHUMACHER

Forming Taps - MISTRAL

Cutting Data

DIN 376 HSS-E PM

straight oil grooves for aluminium and bronze alloys

Group 4051
for blind and through holes

AL

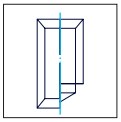

2xd_1

DLC
Diamond like Carbon

Innovative surface coating technologies with high hardness and low frictional coeficient

Art.-No.			40510/0253	40510/2453
Technology	i	Page 8.1	PM-Line	PM-Line
Chamfer Length	i	Page 8.2	C / 2-3 x P	
Surface	i	Page 8.3	CrN	DLC
Tolerance	i	Page 8.4	6HX	6HX
Cutting Data	i	Page 8.5	N1 aluminium alloys N5 bronze alloys N6 thermoplastics	

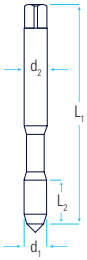

Ø d_1	P_{mm}	L_1	L_2	d_2	□			
M 6	1	80	17	4.5	3.4	5.55		
M 7	1	80	17	5.5	4.3	6.55		
M 8	1.25	90	20	6	4.9	7.4		
M 9	1.25	90	20	7	5.5	8.4		
M 10	1.5	100	22	7	5.5	9.3		
M 12	1.75	110	24	9	7	11.2	■	
M 14	2	110	26	11	9	13.1		
M 16	2	110	27	12	9	15.1	■	
M 18	2.5	125	30	14	11	16.9		
M 20	2.5	140	32	16	12	18.9		
M 22	2.5	140	32	18	14.5	20.9		
M 24	3	160	34	18	14.5	22.65		
M 27	3	160	36	20	16	25.65		

■ available – intermediate size on request

SCHUMACHER

Forming Taps - NUMERIC

Cutting Data

DIN 376 HSS-E PM

straight oil grooves for steel, heat treatable steel
and chemical resistant steel

Group 4053
for blind and through holes

STEEL

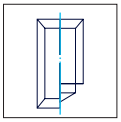

2xd_1

High Speed Cutting by Schumacher

NUMERIC
Supporting Digital Production

For use on CNC machines
with synchronized machining

Art.-No.			40530/4853
Technology	i	Page 8.1	PM-Line
Chamfer Length	i	Page 8.2	C / 2-3 x P
Surface	i	Page 8.3	TiCN
Tolerance	i	Page 8.4	6HX
Cutting Data	i	Page 8.5	P1 general construction steel P2 high strength steel M1 chemical resistant steel

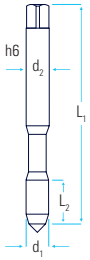

Ø d_1	P_{mm}	L_1	L_2	d_2	□		
M 6	1	80	10	4.5	3.4	5.55	
M 7	1	80	10	5.5	4.3	6.55	
M 8	1.25	90	14	6	4.9	7.4	
M 9	1.25	90	14	7	5.5	8.4	
M 10	1.5	100	16	7	5.5	9.3	
M 12	1.75	110	18	9	7	11.2	■
M 14	2	110	20	11	9	13.1	
M 16	2	110	20	12	9	15.1	■
M 18	2.5	125	25	14	11	16.9	
M 20	2.5	140	25	16	12	18.9	
M 22	2.5	140	25	18	14.5	20.9	
M 24	3	160	30	18	14.5	22.65	
M 27	3	160	30	20	16	25.65	

■ available – intermediate size on request

SCHUMACHER

Forming Taps

Cutting Data

DIN 371 HSS-E

straight oil grooves for steel, non-ferrous steel
and heat treatable steel

Group 3060
for blind and through holes

STEEL

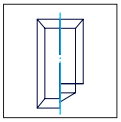

2xd_1

High Speed Cutting by Schumacher

High Speed Cutting by Schumacher

Art.-No.			30600/53	30600/2553	30600 B/2553
Technology	i	Page 8.1	High Volume	High Volume	
Chamfer Length	i	Page 8.2		C / 2-3 x P	
Surface	i	Page 8.3	bright	TiN	TiN
Tolerance	i	Page 8.4	6HX	6HX	6GX
Cutting Data	i	Page 8.5	P1 general construction steel	P2 high strength steel	N3 copper alloys

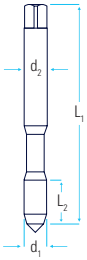

Ø d_1	P_{mm}	L_1	L_2	d_2	□		30600/53	30600/2553	30600 B/2553
M 1	0.25	40	5.5	2.5	2.1	0.9	■		
M 1.2	0.25	40	5.5	2.5	2.1	1.1	■		
M 1.4	0.3	40	7	2.5	2.1	1.25	■		
M 1.6	0.35	40	8	2.5	2.1	1.45	■		
M 1.7	0.35	40	8	2.5	2.1	1.55	■		
M 1.8	0.35	40	8	2.5	2.1	1.65	■		
M 2	0.4	45	8	2.8	2.1	1.85	■	■	
M 2.2	0.45	45	8	2.8	2.1	2.0			
M 2.3	0.4	45	8	2.8	2.1	2.1			
M 2.5	0.45	50	9	2.8	2.1	2.3	■	■	
M 2.6	0.45	50	9	2.8	2.1	2.4			

Continuation »

■ without oil grooves ■ available – intermediate size on request

SCHUMACHER

Forming Taps

Cutting Data

DIN 371 HSS-E

straight oil grooves for steel, non-ferrous steel
and heat treatable steel

Group 3060
for blind and through holes

STEEL

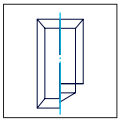

2xd_1

High Speed Cutting by Schumacher

High Speed Cutting by Schumacher

Art.-No.				30600/53	30600/2553	30600 B/2553
Technology	i	Page 8.1		High Volume	High Volume	
Chamfer Length	i	Page 8.2			C / 2-3 x P	
Surface	i	Page 8.3		bright	TiN	TiN
Tolerance	i	Page 8.4		6HX	6HX	6GX
Cutting Data	i	Page 8.5		P1 general construction steel	P2 high strength steel	N3 copper alloys

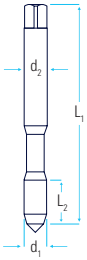

Ø d_1	P_{mm}	L_1	L_2	d_2	□				
M 3	0.5	56	11	3.5	2.7	2.8	■	■	■
M 3.5	0.6	56	12	4	3	3.25			
M 4	0.7	63	13	4.5	3.4	3.7	■	■	■
M 5	0.8	70	15	6	4.9	4.65	■	■	■
M 6	1	80	17	6	4.9	5.55	■	■	■
M 7	1	80	17	7	5.5	6.55			
M 8	1.25	90	20	8	6.2	7.4	■	■	■
M 9	1.25	90	20	9	7	8.4			
M 10	1.5	100	22	10	8	9.3	■	■	■
M 12	1.75	110	24	12	9	11.2			

■ available – intermediate size on request

SCHUMACHER

Forming Taps

Cutting Data

DIN 376 HSS-E

straight oil grooves for steel, non-ferrous steel
and heat treatable steel

Group 4060
for blind and through holes

STEEL

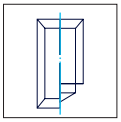

2xd_1

High Speed Cutting by Schumacher

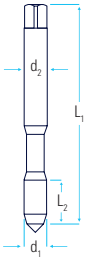

Art.-No.			40600/53	40600/2553	
Technology	i	Page 8.1	High Volume	High Volume	
Chamfer Length	i	Page 8.2	C / 2-3 x P		
Surface	i	Page 8.3	bright	TiN	
Tolerance	i	Page 8.4	6HX	6HX	
Cutting Data	i	Page 8.5	P1 general construction steel	P2 high strength steel	N3 copper alloys

Ø d_1	P_{mm}	L_1	L_2	d_2	□			
M 6	1	80	17	4.5	3.4	5.55		
M 7	1	80	17	5.5	4.3	6.55		
M 8	1.25	90	20	6	4.9	7.4		
M 9	1.25	90	20	7	5.5	8.4		
M 10	1.5	100	22	7	5.5	9.3		
M 12	1.75	110	24	9	7	11.2	■	■
M 14	2	110	26	11	9	13.1		
M 16	2	110	27	12	9	15.1	■	■
M 18	2.5	125	30	14	11	16.9		
M 20	2.5	140	32	16	12	18.9		
M 22	2.5	140	32	18	14.5	20.9		
M 24	3	160	34	18	14.5	22.65		
M 27	3	160	36	20	16	25.65		

■ available – intermediate size on request

SCHUMACHER

Cutting Data

Set of Taps

DIN 352 HSS

set of 3 pieces, straight flutes
for general construction steel

Group 1000
for blind and through holes

STEEL

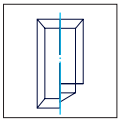

2xd_1

Art.-No.			10100	10200	10300
Technology	i	Page 8.1	**High Volume**	**High Volume**	**High Volume**
Chamfer Length	i	Page 8.2	D / 3.5-5 x P	3-4 x P	C / 2-3 x P
Surface	i	Page 8.3	bright	bright	bright
Tolerance	i	Page 8.4	No. 1	No. 2	No. 3 = ISO2 (6H)
Cutting Data	i	Page 8.5	P1 general construction steel	K2+K3 spheroidal and malleable cast iron	

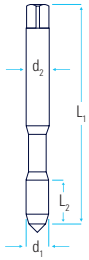

Ø d_1	P_{mm}	L_1	L_2	d_2	□				
M 2	0.4	36	8	2.8	2.1	1.6	■	■	■
M 2.2	0.45	36	9	2.8	2.1	1.75	■	■	■
M 2.3	0.4	36	9	2.8	2.1	1.9	■	■	■
M 2.5	0.45	40	9	2.8	2.1	2.05	■	■	■
M 2.6	0.45	40	9	2.8	2.1	2.15	■	■	■
M 3	0.5	40	11	3.5	2.7	2.5	■	■	■
M 4	0.7	45.5	13	4.5	3.4	3.3	■	■	■
M 5	0.8	52	16	6	4.9	4.2	■	■	■
M 6	1	56	18	6	4.9	5.0	■	■	■

Continuation »

■ available – intermediate size on request

SCHUMACHER

Cutting Data

Set of Taps

DIN 352 HSS

set of 3 pieces, straight flutes
for general construction steel

Group 1000
for blind and through holes

STEEL

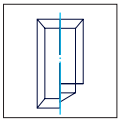

2xd_1

Art.-No.			10100	10200	10300
Technology	i	Page 8.1	**High Volume**	**High Volume**	**High Volume**
Chamfer Length	i	Page 8.2	D / 3.5-5 x P	3-4 x P	C / 2-3 x P
Surface	i	Page 8.3	bright	bright	bright
Tolerance	i	Page 8.4	No. 1	No. 2	No. 3 = ISO2 (6H)
Cutting Data	i	Page 8.5	P1 general construction steel	K2+K3 spheroidal and malleable cast iron	

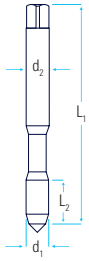

Ø d_1	P_{mm}	L_1	L_2	d_2	□				
M 7	1	56	18	6	4.9	6.0	■	■	■
M 8	1.25	63	20	6	4.9	6.75	■	■	■
M 9	1.25	63	20	7	5.5	7.75	■	■	■
M 10	1.5	70	22	7	5.5	8.5	■	■	■
M 12	1.75	80	24	9	7	10.25	■	■	■
M 14	2	80	26	11	9	12.0	■	■	■
M 16	2	80	27	12	9	14.0	■	■	■
M 18	2.5	95	30	14	11	15.5	■	■	■
M 20	2.5	95	32	16	12	17.5	■	■	■

■ available – intermediate size on request

SCHUMACHER

Set of Taps

Cutting Data

DIN 352 HSS

set of 3 pieces, straight flutes
for general construction steel

Group 1000 LH
for blind and through holes

STEEL

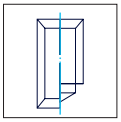

2xd_1

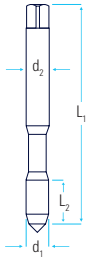

Art.-No.			10105	10205	10305
Technology	i	Page 8.1	LH	LH	LH
Chamfer Length	i	Page 8.2	D / 3.5-5 x P	3-4 x P	C / 2-3 x P
Surface	i	Page 8.3	bright	bright	bright
Tolerance	i	Page 8.4	No. 1	No. 2	No. 3 = ISO2 (6H)
Cutting Data	i	Page 8.5	P1 general construction steel	K2+K3 spheroidal and malleable cast iron	

Ø d_1	P_{mm}	L_1	L_2	d_2	□				
M 2	0.4	36	8	2.8	2.1	1.6	■	■	■
M 2.2	0.45	36	9	2.8	2.1	1.75			
M 2.3	0.4	36	9	2.8	2.1	1.9			
M 2.5	0.45	40	9	2.8	2.1	2.05	■	■	■
M 2.6	0.45	40	9	2.8	2.1	2.15			
M 3	0.5	40	11	3.5	2.7	2.5	■	■	■
M 4	0.7	45.5	13	4.5	3.4	3.3	■	■	■
M 5	0.8	52	16	6	4.9	4.2	■	■	■
M 6	1	56	18	6	4.9	5.0	■	■	■

Continuation »

■ available – intermediate size on request

SCHUMACHER

Set of Taps

Cutting Data

DIN 352 HSS

set of 3 pieces, straight flutes
for general construction steel

Group 1000 LH
for blind and through holes

STEEL

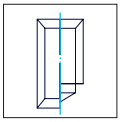

2xd_1

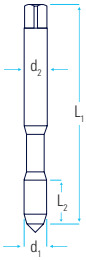

Art.-No.			10105	10205	10305
Technology	i	Page 8.1	LH	LH	LH
Chamfer Length	i	Page 8.2	D / 3.5-5 x P	3-4 x P	C / 2-3 x P
Surface	i	Page 8.3	bright	bright	bright
Tolerance	i	Page 8.4	No. 1	No. 2	No. 3 = ISO2 (6H)
Cutting Data	i	Page 8.5	P1 general construction steel	K2+K3 spheroidal and malleable cast iron	

Ø d_1	P_{mm}	L_1	L_2	d_2	□				
M 7	1	56	18	6	4.9	6.0			
M 8	1.25	63	20	6	4.9	6.75	■	■	■
M 9	1.25	63	20	7	5.5	7.75			
M 10	1.5	70	22	7	5.5	8.5	■	■	■
M 12	1.75	80	24	9	7	10.25	■	■	■
M 14	2	80	26	11	9	12.0	■	■	■
M 16	2	80	27	12	9	14.0	■	■	■
M 18	2.5	95	30	14	11	15.5	■	■	■
M 20	2.5	95	32	16	12	17.5	■	■	■

■ available – intermediate size on request

SCHUMACHER

Cutting Data

Set of Taps

DIN 352 HSS-E

set of 3 pieces, straight flutes
for high strength steel

Group 2000
for through holes

HIGH
STRENGTH

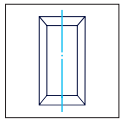

2xd_1

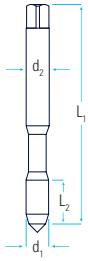

Art.-No.			20100	20200	20300
Technology	i	Page 8.1			
Chamfer Length	i	Page 8.2	D / 3.5-5 x P	3-4 x P	C / 2-3 x P
Surface	i	Page 8.3	bright	bright	bright
Tolerance	i	Page 8.4	No. 1	No. 2	No. 3 = ISO2 (6H)
Cutting Data	i	Page 8.5	P2 high strength steel		

Ø d_1	P_{mm}	L_1	L_2	d_2	□				
M 3	0.5	40	11	3.5	2.7	2.5	■	■	■
M 4	0.7	45	13	4.5	3.4	3.3	■	■	■
M 5	0.8	52	16	6	4.9	4.2	■	■	■
M 6	1	56	18	6	4.9	5.0	■	■	■
M 7	1	56	18	6	4.9	6.0			
M 8	1.25	63	20	6	4.9	6.75	■	■	■
M 9	1.25	63	20	7	5.5	7.75			
M 10	1.5	70	22	7	5.5	8.5	■	■	■
M 12	1.75	80	24	9	7	10.25	■	■	■
M 14	2	80	26	11	9	12.0			
M 16	2	80	27	12	9	14.0	■	■	■
M 18	2.5	95	30	14	11	15.5			
M 20	2.5	95	32	16	12	17.5	■	■	■

■ available – intermediate size on request

SCHUMACHER

Carbide Machine Taps

Cutting Data

DIN 371/376 Solid Carbide

straight flutes
for hard materials

Group G010
for through holes

HARD

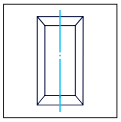

2xd_1

VHM tec CARBIDE by Schumacher

Art.-No.		
Technology	i	Page 8.1
Chamfer Length	i	Page 8.2
Surface	i	Page 8.3
Tolerance	i	Page 8.4
Cutting Data	i	Page 8.5

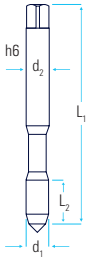

	G0100/41
	VHM tec
	radial internal coolant
	5-6 x P
	bright
	6HX
	K1 grey cast iron N3 copper alloys H1 hard materials

Ø d_1	P_{mm}	L_1	L_2	d_2	□		
M 3	0.5	56	11	3.5	2.7	2.5	
M 3.5	0.6	56	12	4	3	2.9	
M 4	0.7	63	13	4.5	3.4	3.3	
M 5	0.8	70	15	6	4.9	4.2	
M 6	1	80	17	6	4.9	5.0	■
M 7	1	80	17	7	5.5	6.0	
M 8	1.25	90	20	8	6.2	6.8	■
M 9	1.25	90	20	9	7	7.8	
M 10	1.5	100	22	10	8	8.5	■
M 12	1.75	110	24	9	7	10.2	■
M 16	2	110	27	12	9	14.0	■

■ available – intermediate size on request

SCHUMACHER

Carbide Machine Taps

Cutting Data

DIN 371/376 Solid Carbide

straight flutes
for hard materials

Group G080
for blind and through holes

HARD

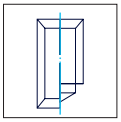

2xd_1

VHM tec CARBIDE by Schumacher

Art.-No.			G0800	G0800/40
Technology	i	Page 8.1	VHM tec	VHM tec internal coolant
Chamfer Length	i	Page 8.2	3-4 x P	
Surface	i	Page 8.3	bright	bright
Tolerance	i	Page 8.4	6HX	6HX
Cutting Data	i	Page 8.5	K1 grey cast iron N3 copper alloys	H1 hard materials

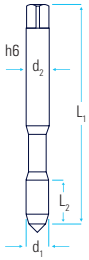

Ø d_1	P_{mm}	L_1	L_2	d_2	□		G0800	G0800/40
M 3	0.5	56	11	3.5	2.7	2.5	■	
M 3.5	0.6	56	12	4	3	2.9		
M 4	0.7	63	13	4.5	3.4	3.3	■	
M 5	0.8	70	15	6	4.9	4.2	■	
M 6	1	80	17	6	4.9	5.0		■
M 7	1	80	17	7	5.5	6.0		
M 8	1.25	90	20	8	6.2	6.8		■
M 9	1.25	90	20	9	7	7.8		
M 10	1.5	100	22	10	8	8.5		■
M 12	1.75	110	24	9	7	10.2		■
M 16	2	110	27	12	9	14.0		■

■ available – intermediate size on request

SCHUMACHER

Carbide Machine Taps

Cutting Data

DIN 371/376 Solid Carbide

RH spiral flutes 20°
for universal use

Group G260
for blind holes

UNI

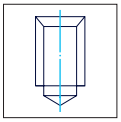

2xd_1

VHM tec
CARBIDE by Schumacher

Art.-No.		
Technology	i	Page 8.1
Chamfer Length	i	Page 8.2
Surface	i	Page 8.3
Tolerance	i	Page 8.4
Cutting Data	i	Page 8.5

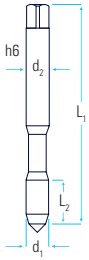

G2600/40				
VHM tec				
internal coolant				
3-4 x P				
bright				
6HX				
P1 general construction steel	M1 chemical resistant steel	N1 aluminium alloys	N3 copper alloys	

Ø d_1	P_{mm}	L_1	L_2	d_2	□		
M 3	0.5	56	11	3.5	2.7	2.5	
M 3.5	0.6	56	12	4	3	2.9	
M 4	0.7	63	13	4.5	3.4	3.3	
M 5	0.8	70	15	6	4.9	4.2	
M 6	1	80	17	6	4.9	5.0	■
M 7	1	80	17	7	5.5	6.0	
M 8	1.25	90	20	8	6.2	6.8	■
M 9	1.25	90	20	9	7	7.8	
M 10	1.5	100	22	10	8	8.5	■
M 12	1.75	110	24	9	7	10.2	■
M 16	2	110	27	12	9	14.0	■

■ available – intermediate size on request

SCHUMACHER

Carbide Forming Taps

Cutting Data

DIN 371/376 Solid Carbide

straight oil grooves
for high strength steel

Group G060/G070
for blind and through holes

HIGH STRENGTH

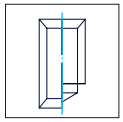

2xd_1

VHM tec CARBIDE by Schumacher

Art.-No.				
Technology	i	Page 8.1	G0600/5360	G0700/5360
			VHM tec	VHM tec
				internal coolant
Chamfer Length	i	Page 8.2	C / 2-3 x P	
Surface	i	Page 8.3	SG4	SG4
Tolerance	i	Page 8.4	6HX	6HX
Cutting Data	i	Page 8.5	P1 general construction steel	P2 high strength steel N1 aluminium alloys

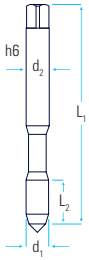

Ø d_1	P_{mm}	L_1	L_2	d_2	□			
M 3	0.5	56	11	6	4.9	2.8	■	
M 3.5	0.6	56	12	6	4.9	3.25		
M 4	0.7	63	13	6	4.9	3.7	■	
M 5	0.8	70	15	6	4.9	4.65	■	
M 6	1	80	17	6	4.9	5.55		■
M 7	1	80	17	8	6.2	6.55		
M 8	1.25	90	20	8	6.2	7.4		■
M 9	1.25	90	20	10	8	8.4		
M 10	1.5	100	22	10	8	9.3		■
M 12	1.75	110	24	12	9	11.2		■
M 16	2	110	27	12	9	15.1		

■ available – intermediate size on request

Cutting Data

Machine Taps

DIN 374 HSS-E

straight flutes
for general construction steel

Group 5000
for blind and through holes

STEEL

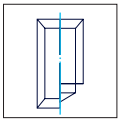

2xd_1

Art.-No.		50000
Technology	i Page 8.1	
Chamfer Length	i Page 8.2	C / 2-3 x P
Surface	i Page 8.3	bright
Tolerance	i Page 8.4	ISO2 (6H)
Cutting Data	i Page 8.5	P1 general construction steel

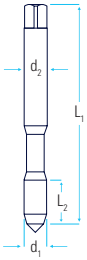

Ø d_1	P_{mm}	L_1	L_2	d_2	□		
M 4	0.5	63	10	2.8	2.1	3.5	■
M 5	0.5	70	11	3.5	2.7	4.5	■
M 6	0.5	80	13	4.5	3.4	5.5	■
M 6	0.75	80	13	4.5	3.4	5.3	■
M 8	0.75	80	14	6	4.9	7.3	■
M 10	0.75	90	18	7	5.5	9.3	■
M 8	1	90	17	6	4.9	7.0	■
M 10	1	90	18	7	5.5	9.0	■
M 12	1	100	18	9	7	11.0	■
M 14	1	100	18	11	9	13.0	■
M 16	1	100	18	12	9	15.0	■
M 18	1	110	20	14	11	17.0	■
M 20	1	125	20	16	12	19.0	■

Continuation »

■ available – intermediate size on request

Cutting Data

Machine Taps

DIN 374 HSS-E

straight flutes
for general construction steel

Group 5000
for blind and through holes

STEEL

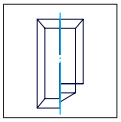

2xd_1

Art.-No.		50000
Technology	i Page 8.1	
Chamfer Length	i Page 8.2	C / 2-3 x P
Surface	i Page 8.3	bright
Tolerance	i Page 8.4	ISO2 (6H)
Cutting Data	i Page 8.5	P1 general construction steel

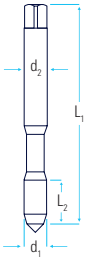

Ø d_1	P_{mm}	L_1	L_2	d_2	□		
M 22	1	125	20	18	14.5	21.0	■
M 24	1	140	20	18	14.5	23.0	■
M 10	1.25	100	22	7	5.5	8.8	■
M 12	1.25	100	22	9	7	10.8	■
M 14	1.25	100	22	11	9	12.8	■
M 12	1.5	100	22	9	7	10.5	■
M 14	1.5	100	22	11	9	12.5	■
M 16	1.5	100	22	12	9	14.5	■
M 18	1.5	110	25	14	11	16.5	■
M 20	1.5	125	25	16	12	18.5	■
M 22	1.5	125	25	18	14.5	20.5	■
M 24	1.5	140	27	18	14.5	22.5	■
M 26	1.5	140	28	18	14.5	24.5	■

Continuation »

■ available – intermediate size on request

Machine Taps

Cutting Data

DIN 374 HSS-E

straight flutes
for general construction steel

Group 5000
for blind and through holes

STEEL

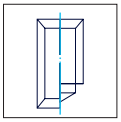

2xd_1

Art.-No.		50000
Technology	i Page 8.1	
Chamfer Length	i Page 8.2	C / 2-3 x P
Surface	i Page 8.3	bright
Tolerance	i Page 8.4	ISO2 (6H)
Cutting Data	i Page 8.5	P1 general construction steel

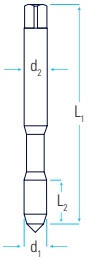

Ø d_1	P_{mm}	L_1	L_2	d_2	□		
M 28	1.5	140	28	20	16	26.5	■
M 30	1.5	150	30	22	18	28.5	■
M 32	1.5	150	30	22	18	30.5	■
M 34	1.5	170	33	28	22	32.5	■
M 36	1.5	170	33	28	22	34.5	■
M 38	1.5	170	33	28	22	36.5	■
M 40	1.5	170	33	32	24	38.5	■
M 42	1.5	170	33	32	24	40.5	■
M 45	1.5	180	33	36	29	43.5	■
M 48	1.5	190	36	36	29	46.5	■
M 18	2	125	26	14	11	16.0	■
M 20	2	140	27	16	12	18.0	■
M 22	2	140	27	18	14.5	20.0	■

Continuation »

■ available – intermediate size on request

Machine Taps

Cutting Data

DIN 374 HSS-E

straight flutes
for general construction steel

Group 5000
for blind and through holes

STEEL

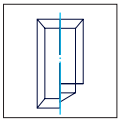

2xd_1

Art.-No.		50000
Technology	i Page 8.1	
Chamfer Length	i Page 8.2	C / 2-3 x P
Surface	i Page 8.3	bright
Tolerance	i Page 8.4	ISO2 (6H)
Cutting Data	i Page 8.5	P1 general construction steel

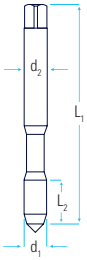

Ø d_1	P_{mm}	L_1	L_2	d_2	□		
M 24	2	140	27	18	14.5	22.0	■
M 27	2	140	28	20	16	25.0	■
M 30	2	150	30	22	18	28.0	■
M 33	2	160	32	25	20	31.0	■
M 36	2	170	33	28	22	34.0	■
M 39	2	170	33	32	24	37.0	■
M 40	2	170	33	32	24	38.0	■
M 42	2	180	33	32	24	40.0	■
M 45	2	180	33	36	29	43.0	■
M 36	3	200	45	28	22	33.0	■
M 39	3	200	45	32	24	36.0	■
M 42	3	200	45	32	24	39.0	■
M 45	3	200	45	36	29	42.0	■
M 48	3	225	50	36	29	45.0	■

■ available – intermediate size on request

SCHUMACHER

Machine Taps White Ring

Cutting Data

DIN 374 HSS-E

straight flutes
for cast iron

Group 5030
for blind and through holes

CAST IRON

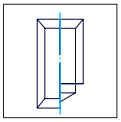

2xd_1

Art.-No.		50300/01
Technology	i Page 8.1	White Ring
Chamfer Length	i Page 8.2	C / 2-3 x P
Surface	i Page 8.3	nitrided
Tolerance	i Page 8.4	6HX
Cutting Data	i Page 8.5	K1 grey cast iron N7 duroplastics

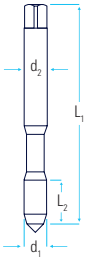

Ø d_1	P_{mm}	L_1	L_2	d_2	□		
M 5	0.5	70	11	3.5	2.7	4.5	
M 6	0.5	80	13	4.5	3.4	5.5	
M 6	0.75	80	13	4.5	3.4	5.3	
M 8	1	90	17	6	4.9	7.0	■
M 10	1	90	18	7	5.5	9.0	■
M 12	1	100	18	9	7	11.0	■
M 14	1	100	18	11	9	13.0	■
M 10	1.25	100	22	7	5.5	8.8	■
M 12	1.25	100	22	9	7	10.8	■
M 12	1.5	100	22	9	7	10.5	■
M 14	1.5	100	22	11	9	12.5	■
M 16	1.5	100	22	12	9	14.5	■
M 18	1.5	110	25	14	11	16.5	■
M 20	1.5	125	25	16	12	18.5	■
M 22	1.5	125	25	18	14.5	20.5	■
M 24	1.5	140	27	18	14.5	22.5	■

■ available – intermediate size on request

Machine Taps

Cutting Data

DIN 374 HSS-E

spiral point
for general construction steel

Group 5100
for through holes

STEEL

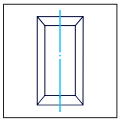

2xd_1

Art.-No.			51000	51000/25
Technology	i	Page 8.1	High Volume	High Volume
Chamfer Length	i	Page 8.2	B / 3.5-5 x P	
Surface	i	Page 8.3	bright	TiN
Tolerance	i	Page 8.4	ISO2 (6H)	ISO2 (6H)
Cutting Data	i	Page 8.5	P1 general construction steel	K2+K3 spheroidal and malleable cast iron

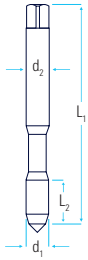

Ø d_1	P_{mm}	L_1	L_2	d_2	□			
M 4	0.5	63	10	2.8	2.1	3.5	■	
M 5	0.5	70	11	3.5	2.7	4.5	■	
M 6	0.5	80	13	4.5	3.4	5.5	■	
M 6	0.75	80	13	4.5	3.4	5.2	■	
M 8	0.75	80	14	6	4.9	7.3	■	
M 10	0.75	90	18	7	5.5	9.3	■	
M 8	1	90	17	6	4.9	7.0	■	■
M 10	1	90	18	7	5.5	9.0	■	■
M 12	1	100	18	9	7	11.0	■	■
M 14	1	100	18	11	9	13.0	■	■
M 16	1	100	18	12	9	15.0	■	
M 18	1	110	20	14	11	17.0	■	

Continuation »

■ available – intermediate size on request

Machine Taps

Cutting Data

DIN 374 HSS-E

spiral point
for general construction steel

Group 5100
for through holes

STEEL

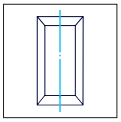

2xd_1

Art.-No.			51000	51000/25
Technology	i	Page 8.1	High Volume	High Volume
Chamfer Length	i	Page 8.2	B / 3.5-5 x P	
Surface	i	Page 8.3	bright	TiN
Tolerance	i	Page 8.4	ISO2 (6H)	ISO2 (6H)
Cutting Data	i	Page 8.5	P1 general construction steel	K2+K3 spheroidal and malleable cast iron

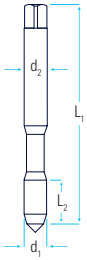

Ø d_1	P_{mm}	L_1	L_2	d_2	□			
M 20	1	125	20	16	12	19.0	■	
M 22	1	125	20	18	14.5	21.0	■	
M 24	1	140	20	18	14.5	23.0	■	
M 10	1.25	100	22	7	5.5	8.8	■	■
M 12	1.25	100	22	9	7	10.8	■	■
M 14	1.25	100	22	11	9	12.8	■	
M 12	1.5	100	22	9	7	10.5	■	■
M 14	1.5	100	22	11	9	12.5	■	■
M 16	1.5	100	22	12	9	14.5	■	■
M 18	1.5	110	25	14	11	16.5	■	■
M 20	1.5	125	25	16	12	18.5	■	■
M 22	1.5	125	25	18	14.5	20.5	■	■
M 24	1.5	140	25	18	14.5	22.5	■	■

Continuation »

■ available – intermediate size on request

Machine Taps

Cutting Data

DIN 374 HSS-E

spiral point
for general construction steel

Group 5100
for through holes

STEEL

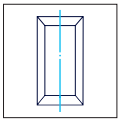

2xd_1

Art.-No.			51000	51000/25
Technology	i	Page 8.1	High Volume	High Volume
Chamfer Length	i	Page 8.2	B / 3.5-5 x P	
Surface	i	Page 8.3	bright	TiN
Tolerance	i	Page 8.4	ISO2 (6H)	ISO2 (6H)
Cutting Data	i	Page 8.5	P1 general construction steel	K2+K3 spheroidal and malleable cast iron

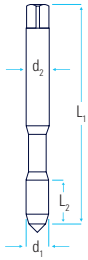

Ø d_1	P_{mm}	L_1	L_2	d_2	□			
M 26	1.5	140	28	18	14.5	24.5	■	
M 28	1.5	140	28	20	16	26.5	■	
M 30	1.5	150	30	22	18	28.5	■	
M 32	1.5	150	30	22	18	30.5	■	
M 34	1.5	170	33	28	22	32.5	■	
M 36	1.5	170	33	28	22	34.5	■	
M 38	1.5	170	33	28	22	36.5	■	
M 40	1.5	170	33	32	24	38.5	■	
M 42	1.5	170	33	32	24	40.5	■	
M 45	1.5	180	33	36	29	43.5	■	
M 48	1.5	190	36	36	29	46.5	■	
M 18	2	125	26	14	11	16.0	■	
M 20	2	140	27	16	12	18.0	■	
M 22	2	140	27	18	14.5	20.0	■	

Continuation »

■ available – intermediate size on request

Machine Taps

Cutting Data

DIN 374 HSS-E

spiral point
for general construction steel

Group 5100
for through holes

STEEL

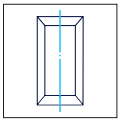

2xd_1

Art.-No.		51000
Technology	i Page 8.1	**High Volume**
Chamfer Length	i Page 8.2	B / 3.5-5 x P
Surface	i Page 8.3	bright
Tolerance	i Page 8.4	ISO2 (6H)
Cutting Data	i Page 8.5	P1 general construction steel K2+K3 spheroidal and malleable cast iron

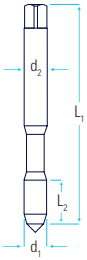

Ø d_1	P_{mm}	L_1	L_2	d_2	□		
M 24	2	140	27	18	14.5	22.0	■
M 27	2	140	28	20	16	25.0	■
M 30	2	150	30	22	18	28.0	■
M 33	2	160	32	25	20	31.0	■
M 36	2	170	33	28	22	34.0	■
M 39	2	170	33	32	24	37.0	■
M 40	2	170	33	32	24	38.0	■
M 42	2	180	33	32	24	40.0	■
M 45	2	180	33	36	29	43.0	■
M 36	3	200	45	28	22	33.0	■
M 39	3	200	45	28	32	36.0	■
M 42	3	200	45	32	24	39.0	■
M 45	3	200	45	36	29	42.0	■
M 48	3	225	50	36	29	45.0	■

■ available – intermediate size on request

SCHUMACHER

Machine Taps Blue Ring

Cutting Data

DIN 374 HSS-E

spiral point
for chemical resistant steel

Group 5120
for through holes

INOX
Stainless

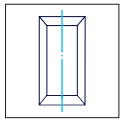

2xd_1

Art.-No.			51200	51200/25
Technology	i	Page 8.1	Blue Ring	Blue Ring
Chamfer Length	i	Page 8.2	B / 3.5-5 x P	
Surface	i	Page 8.3	bright	TiN
Tolerance	i	Page 8.4	ISO2 (6H)	ISO2 (6H)
Cutting Data	i	Page 8.5	P2 high strength steel M1 chemical resistant steel S1 titanium alloys	

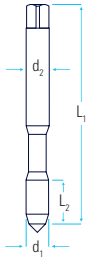

Ø d_1	P_{mm}	L_1	L_2	d_2	□			
M 5	0.5	70	11	3.5	2.7	4.5	■	
M 6	0.5	80	13	4.5	3.4	5.5	■	
M 6	0.75	80	13	4.5	3.4	5.3	■	
M 8	1	90	17	6	4.9	7.0	■	■
M 10	1	90	18	7	5.5	9.0	■	■
M 12	1	100	18	9	7	11.0	■	■
M 14	1	100	18	11	9	13.0	■	■
M 10	1.25	100	22	7	5.5	8.8	■	■
M 12	1.25	100	22	9	7	10.8	■	■
M 12	1.5	100	22	9	7	10.5	■	■
M 14	1.5	100	22	11	9	12.5	■	■
M 16	1.5	100	22	12	9	14.5	■	■
M 18	1.5	110	25	14	11	16.5	■	■
M 20	1.5	125	25	16	12	18.5	■	■
M 22	1.5	125	25	18	14.5	20.5	■	■
M 24	1.5	140	27	18	14.5	22.5	■	■

■ available – intermediate size on request

SCHUMACHER

Machine Taps

Cutting Data

DIN 374 HSS-E

RH spiral flutes 15°
for general construction steel

Group 5200
for blind holes

STEEL

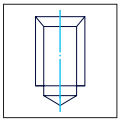

2xd_1

Art.-No.		52000
Technology	i Page 8.1	
Chamfer Length	i Page 8.2	C / 2-3 x P
Surface	i Page 8.3	bright
Tolerance	i Page 8.4	ISO2 (6H)
Cutting Data	i Page 8.5	P1 general construction steel K2+K3 spheroidal and malleable cast iron

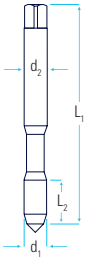

Ø d_1	P_{mm}	L_1	L_2	d_2	□		
M 6	0.75	80	13	4.5	3.4	5.3	
M 8	1	90	17	6	4.9	7.0	■
M 10	1	90	18	7	5.5	9.0	■
M 12	1	100	18	9	7	11.0	■
M 14	1	100	18	11	9	13.0	■
M 10	1.25	100	22	7	5.5	8.8	■
M 12	1.25	100	22	9	7	10.8	■
M 12	1.5	100	22	9	7	10.5	■
M 14	1.5	100	22	11	9	12.5	■
M 16	1.5	100	22	12	9	14.5	■
M 18	1.5	110	25	14	11	16.5	■
M 20	1.5	125	25	16	12	18.5	■
M 22	1.5	125	25	18	14.5	20.5	■
M 24	1.5	140	27	18	14.5	22.5	■
M 26	1.5	140	28	18	14.5	24.5	■
M 30	1.5	150	30	22	18	28.5	■

■ available – intermediate size on request

SCHUMACHER

Machine Taps

Cutting Data

DIN 374 HSS-E

RH spiral flutes 40°
for general construction steel

Group 5300
for blind holes

STEEL

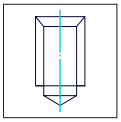

2xd_1

Art.-No.			53000	53000/25
Technology	i	Page 8.1	High Volume	High Volume
Chamfer Length	i	Page 8.2	C / 2-3 x P	
Surface	i	Page 8.3	bright	TiN
Tolerance	i	Page 8.4	ISO2 (6H)	ISO2 (6H)
Cutting Data	i	Page 8.5	P1 general construction steel	K2+K3 spheroidal and malleable cast iron

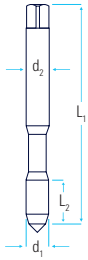

Ø d_1	P_{mm}	L_1	L_2	d_2	□			
M 6	0.75	80	8	4.5	3.4	5.3		
M 8	1	90	10	6	4.9	7.0	■	■
M 10	1	90	10	7	5.5	9.0	■	■
M 12	1	100	11	9	7	11.0	■	■
M 14	1	100	11	11	9	13.0	■	■
M 10	1.25	100	16	7	5.5	8.8	■	■
M 12	1.25	100	15	9	7	10.8	■	■
M 12	1.5	100	15	9	7	10.5	■	■
M 14	1.5	100	15	11	9	12.5	■	■
M 16	1.5	100	15	12	9	14.5	■	■
M 18	1.5	110	17	14	11	16.5	■	■
M 20	1.5	125	17	16	12	18.5	■	■
M 22	1.5	125	17	18	14.5	20.5	■	■
M 24	1.5	140	20	18	14.5	22.5	■	■
M 26	1.5	140	20	18	14.5	24.5	■	
M 30	1.5	150	22	22	18	28.5	■	

■ available – intermediate size on request

SCHUMACHER

Machine Taps Blue Ring

Cutting Data

DIN 374 HSS-E

RH spiral flutes 40°
for chemical resistant steel

Group 5350
for blind holes

INOX
Stainless

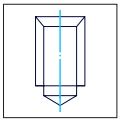

2xd_1

Art.-No.			53500	53500/25
Technology	i	Page 8.1	Blue Ring	Blue Ring
Chamfer Length	i	Page 8.2	C / 2-3 x P	
Surface	i	Page 8.3	bright	TiN
Tolerance	i	Page 8.4	ISO2 (6H)	ISO2 (6H)
Cutting Data	i	Page 8.5	P2 high strength steel M1 chemical resistant steel S1 titanium alloys	

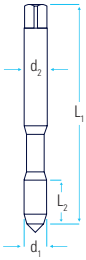

Ø d_1	P_{mm}	L_1	L_2	d_2	□			
M 5	0.5	70	5	3.5	2.7	4.5		
M 6	0.5	80	5	4.5	3.4	5.5		
M 6	0.75	80	8	4.5	3.4	5.2		
M 8	1	90	10	6	4.9	7.0	■	■
M 10	1	90	10	7	5.5	9.0	■	■
M 12	1	100	11	9	7	11.0	■	■
M 14	1	100	11	11	9	13.0	■	■
M 10	1.25	100	16	7	5.5	8.8	■	■
M 12	1.25	100	15	9	7	10.8	■	■
M 12	1.5	100	15	9	7	10.5	■	■
M 14	1.5	100	15	11	9	12.5	■	■
M 16	1.5	100	15	12	9	14.5	■	■
M 18	1.5	110	17	14	11	16.5	■	■
M 20	1.5	125	17	16	12	18.5	■	■
M 22	1.5	125	17	18	14.5	20.5	■	■
M 24	1.5	140	20	18	14.5	22.5	■	■

■ available – intermediate size on request

SCHUMACHER

Set of Taps

Cutting Data

DIN 2181 HSS-E

set of 2 pieces, straight flutes
for general construction steel

Group 1200
for blind and through holes

STEEL

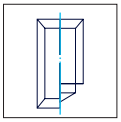

2xd_1

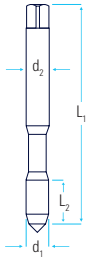

Art.-No.			12100	12200
Technology	i	Page 8.1		
Chamfer Length	i	Page 8.2	D / 3.5-5 x P	C / 2-3 x P
Surface	i	Page 8.3	bright	bright
Tolerance	i	Page 8.4	No. 1	No. 2 = ISO2 (6H)
Cutting Data	i	Page 8.5	P1 general construction steel	K2+K3 spheroidal and malleable cast iron

Ø d_1	P_{mm}	L_1	L_2	d_2	□			
M 6	0.5	56	13	6	4.9	5.5	■	■
M 6	0.75	56	14	6	4.9	5.3	■	■
M 8	0.75	63	14	6	4.9	7.3	■	■
M 10	0.75	63	18	7	5.5	9.3	■	■
M 8	1	63	17	6	4.9	7.0	■	■
M 10	1	63	18	7	5.5	9.0	■	■
M 12	1	70	18	9	7	11.0	■	■
M 14	1	70	18	11	9	13.0	■	■
M 16	1	70	20	12	9	15.0	■	■
M 18	1	80	18	14	11	17.0	■	■
M 20	1	80	18	16	12	19.0	■	■
M 10	1.25	70	22	7	5.5	8.8	■	■
M 12	1.25	70	20	9	7	10.8	■	■
M 14	1.25	70	20	11	9	12.8	■	■

Continuation »

■ available – intermediate size on request

SCHUMACHER

Set of Taps

Cutting Data

DIN 2181 HSS-E

set of 2 pieces, straight flutes
for general construction steel

Group 1200
for blind and through holes

STEEL

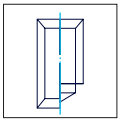

2xd_1

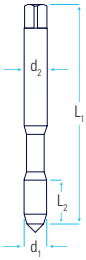

Art.-No.			12100	12200
Technology	i	Page 8.1		
Chamfer Length	i	Page 8.2	D / 3.5-5 x P	C / 2-3 x P
Surface	i	Page 8.3	bright	bright
Tolerance	i	Page 8.4	No. 1	No. 2 = ISO2 (6H)
Cutting Data	i	Page 8.5	P1 general construction steel	K2+K3 spheroidal and malleable cast iron

Ø d_1	P_{mm}	L_1	L_2	d_2	□			
M 12	1.5	70	20	9	7	10.5	■	■
M 14	1.5	70	20	11	9	12.5	■	■
M 16	1.5	70	20	12	9	14.5	■	■
M 18	1.5	80	22	14	11	16.5	■	■
M 20	1.5	80	22	16	12	18.5	■	■
M 22	1.5	80	22	18	14.5	20.5	■	■
M 24	1.5	90	22	18	14.5	22.5	■	■
M 25	1.5	90	22	18	14.5	23.5	■	■
M 26	1.5	90	22	18	14.5	24.5	■	■
M 27	1.5	90	22	20	16	25.5	■	■
M 28	1.5	90	22	20	16	26.5	■	■
M 30	1.5	90	22	22	18	28.5	■	■
M 32	1.5	90	25	22	18	30.5	■	■
M 33	1.5	100	25	25	20	31.5	■	■
M 34	1.5	100	25	28	22	32.5	■	■

Continuation »

■ available – intermediate size on request

SCHUMACHER

Cutting Data

Set of Taps

DIN 2181 HSS-E

set of 2 pieces, straight flutes
for general construction steel

Group 1200
for blind and through holes

STEEL

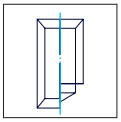

2xd_1

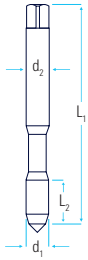

Art.-No.			12100	12200
Technology	i	Page 8.1		
Chamfer Length	i	Page 8.2	D / 3.5-5 x P	C / 2-3 x P
Surface	i	Page 8.3	bright	bright
Tolerance	i	Page 8.4	No. 1	No. 2 = ISO2 (6H)
Cutting Data	i	Page 8.5	P1 general construction steel	K2+K3 spheroidal and malleable cast iron

Ø d_1	P_{mm}	L_1	L_2	d_2	□			
M 35	1.5	100	25	28	22	33.5	■	■
M 36	1.5	100	25	28	22	34.5	■	■
M18	2	80	22	14	11	16.0	■	■
M 20	2	80	22	16	12	18.0	■	■
M 22	2	80	22	18	14.5	20.0	■	■
M 24	2	90	22	18	14.5	22.0	■	■
M 27	2	90	22	20	16	25.0	■	■
M 30	2	90	22	22	18	28.0	■	■
M 36	3	125	36	28	22	33.0	■	■
M 39	3	125	36	32	24	36.0	■	■
M 42	3	125	36	32	24	39.0	■	■
M 45	3	125	36	36	29	42.0	■	■
M 48	3	140	36	36	29	45.0	■	■

■ available – intermediate size on request

SCHUMACHER

Carbide Machine Taps

Cutting Data

DIN 374 Solid Carbide

straight flutes
for hard materials

Group G580
for blind holes

HARD

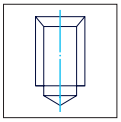

2xd_1

VHM tec CARBIDE by Schumacher

Art.-No.		
Technology	i	Page 8.1
Chamfer Length	i	Page 8.2
Surface	i	Page 8.3
Tolerance	i	Page 8.4
Cutting Data	i	Page 8.5

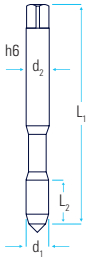

	G5800/40
	VHM tec
	internal coolant
	C / 2-3 x P
	bright
	6HX
	K1 grey cast iron N3 copper alloys H1 hard materials

Ø d_1	P_{mm}	L_1	L_2	d_2	□		
M 8	1	90	17	6	4.9	7.0	■
M 10	1	90	18	7	5.5	9.0	■
M 12	1.5	100	22	9	7	10.5	■

■ available – intermediate size on request

Machine Taps

Cutting Data

DIN 5156 HSS-E

straight flutes
for general construction steel

Group 5500
for blind and through holes

STEEL

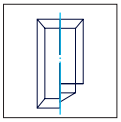

2xd_1

Art.-No.		55000
Technology	i Page 8.1	
Chamfer Length	i Page 8.2	C / 2-3 x P
Surface	i Page 8.3	bright
Tolerance	i Page 8.4	
Cutting Data	i Page 8.5	P1 general construction steel

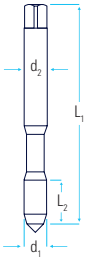

Ø d_1	P	L_1	L_2	d_2	□		
G 1/8"	28	90	20	7	5.5	8.8	■
G 1/4"	19	100	22	11	9	11.8	■
G 3/8"	19	100	22	12	9	15.3	■
G 1/2"	14	125	25	16	12	19.0	■
G 5/8"	14	125	25	18	14.5	21.0	■
G 3/4"	14	140	28	20	16	24.5	■
G 7/8"	14	150	28	22	18	28.3	■
G 1"	11	160	30	25	20	30.8	■
G 1 1/4"	11	170	30	32	24	39.5	■
G 1 1/2"	11	190	32	36	29	45.3	■

■ available – intermediate size on request

SCHUMACHER

Machine Taps White Ring

Cutting Data

DIN 5156 HSS-E

straight flutes
für Grey cast iron

Group 5530
for blind and through holes

CAST IRON

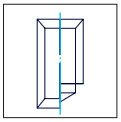

2xd_1

Art.-No.		55300/01
Technology	i Page 8.1	White Ring
Chamfer Length	i Page 8.2	C / 2-3 x P
Surface	i Page 8.3	nitrided
Tolerance	i Page 8.4	
Cutting Data	i Page 8.5	K1 grey cast iron N7 duroplastics

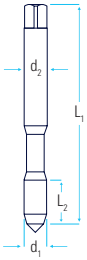

Ø d_1	P	L_1	L_2	d_2	□		
G 1/8"	28	90	20	7	5.5	8.8	■
G 1/4"	19	100	22	11	9	11.8	■
G 3/8"	19	100	22	12	9	15.3	■
G 1/2"	14	125	25	16	12	19.0	■
G 5/8"	14	125	25	18	14.5	21.0	
G 3/4"	14	140	28	20	16	24.5	■
G 7/8"	14	150	28	22	18	28.3	■
G 1"	11	160	30	25	20	30.8	■
G 1 1/4"	11	170	30	32	24	39.5	■
G 1 1/2"	11	190	32	36	29	45.3	■

■ available – intermediate size on request

Machine Taps

Cutting Data

DIN 5156 HSS-E

spiral point
for general construction steel

Group 5600
for through holes

STEEL

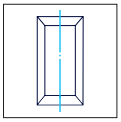

2xd_1

Art.-No.			56000	56000/25
Technology	i	Page 8.1	High Volume	High Volume
Chamfer Length	i	Page 8.2	B / 3.5-5 x P	
Surface	i	Page 8.3	bright	TiN
Tolerance	i	Page 8.4		
Cutting Data	i	Page 8.5	P1 general construction steel	K2+K3 spheroidal and malleable cast iron

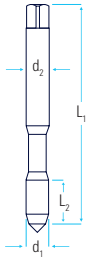

Ø d_1	P	L_1	L_2	d_2	□			
G 1/8"	28	90	20	7	5.5	8.8	■	■
G 1/4"	19	100	22	11	9	11.8	■	■
G 3/8"	19	100	22	12	9	15.3	■	■
G 1/2"	14	125	25	16	12	19.0	■	■
G 5/8"	14	125	25	18	14.5	21.0	■	■
G 3/4"	14	140	28	20	16	24.5	■	■
G 7/8"	14	150	28	22	18	28.3	■	■
G 1"	11	160	30	25	20	30.8	■	■
G 1 1/4"	11	170	30	32	24	39.5	■	■
G 1 1/2"	11	190	32	36	29	45.3	■	■

■ available – intermediate size on request

SCHUMACHER

Machine Taps Blue Ring

Cutting Data

DIN 5156 HSS-E

spiral point
for chemical resistant steel

Group 5620
for through holes

INOX
Stainless

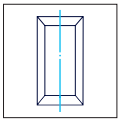

2xd_1

Art.-No.			56200	56200/25
Technology	i	Page 8.1	Blue Ring	Blue Ring
Chamfer Length	i	Page 8.2	B / 3.5-5 x P	
Surface	i	Page 8.3	bright	TiN
Tolerance	i	Page 8.4		
Cutting Data	i	Page 8.5	P2 high strength steel M1 chemical resistant steel S1 titanium alloys	

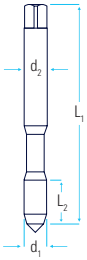

Ø d_1	P	L_1	L_2	d_2	□			
G 1/8"	28	90	20	7	5.5	8.8	■	■
G 1/4"	19	100	22	11	9	11.8	■	■
G 3/8"	19	100	22	12	9	15.3	■	■
G 1/2"	14	125	25	16	12	19.0	■	■
G 5/8"	14	125	25	18	14.5	21.0		
G 3/4"	14	140	28	20	16	24.5	■	■
G 7/8"	14	150	28	22	18	28.3		
G 1"	11	160	30	25	20	30.8	■	■
G 1 1/4"	11	170	30	32	24	39.5		
G 1 1/2"	11	190	32	36	29	45.3		

■ available – intermediate size on request

Cutting Data

Machine Taps

DIN 5156 HSS-E

RH spiral flutes 15°
for general construction steel

Group 5700
for blind holes

STEEL

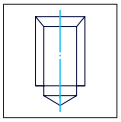

2xd_1

Art.-No.		57000
Technology	i Page 8.1	
Chamfer Length	i Page 8.2	C / 2-3 x P
Surface	i Page 8.3	bright
Tolerance	i Page 8.4	
Cutting Data	i Page 8.5	P1 general construction steel K2+K3 spheroidal and malleable cast iron

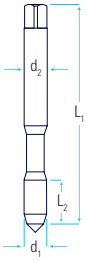

Ø d_1	P	L_1	L_2	d_2	□		
G 1/8"	28	90	20	7	5.5	8.8	■
G 1/4"	19	100	22	11	9	11.8	■
G 3/8"	19	100	22	12	9	15.3	■
G 1/2"	14	125	25	16	12	19.0	■
G 5/8"	14	125	25	18	14.5	21.0	
G 3/4"	14	140	28	20	16	24.5	■
G 7/8"	14	150	28	22	18	28.3	
G 1"	11	160	30	25	20	30.8	■
G 1 1/4"	11	170	30	32	24	39.5	■
G 1 1/2"	11	190	32	36	29	45.3	■

■ available – intermediate size on request

Machine Taps

Cutting Data

DIN 5156 HSS-E

RH spiral flutes 40°
for general construction steel

Group 5800
for blind holes

STEEL

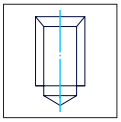

2xd_1

Art.-No.			58000	58000/25
Technology	i	Page 8.1	High Volume	High Volume
Chamfer Length	i	Page 8.2	C / 2-3 x P	
Surface	i	Page 8.3	bright	TiN
Tolerance	i	Page 8.4		
Cutting Data	i	Page 8.5	P1 general construction steel	K2+K3 spheroidal and malleable cast iron

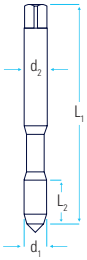

Ø d_1	P	L_1	L_2	d_2	□			
G 1/8"	28	90	20	7	5.5	8.8	■	■
G 1/4"	19	100	22	11	9	11.8	■	■
G 3/8"	19	100	22	12	9	15.3	■	■
G 1/2"	14	125	25	16	12	19.0	■	■
G 5/8"	14	125	25	18	14.5	21.0	■	■
G 3/4"	14	140	28	20	16	24.5	■	■
G 7/8"	14	150	28	22	18	28.3	■	■
G 1"	11	160	30	25	20	30.8	■	■
G 1 1/4"	11	170	30	32	24	39.5	■	■
G 1 1/2"	11	190	32	36	29	45.3	■	■

■ available – intermediate size on request

SCHUMACHER

Machine Taps Blue Ring

Cutting Data

DIN 5156 HSS-E

RH spiral flutes 40°
for chemical resistant steel

Group 5850
for blind holes

INOX
Stainless

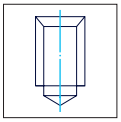

2xd_1

Art.-No.			58500	58500/25
Technology	i	Page 8.1	Blue Ring	Blue Ring
Chamfer Length	i	Page 8.2	C / 2-3 x P	
Surface	i	Page 8.3	bright	TiN
Tolerance	i	Page 8.4		
Cutting Data	i	Page 8.5	P2 high strength steel M1 chemical resistant steel S1 titanium alloys	

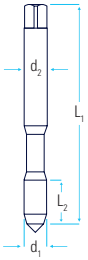

Ø d_1	P	L_1	L_2	d_2	□			
G 1/8"	28	90	20	7	5.5	8.8	■	■
G 1/4"	19	100	22	11	9	11.8	■	■
G 3/8"	19	100	22	12	9	15.3	■	■
G 1/2"	14	125	25	16	12	19.0	■	■
G 5/8"	14	125	25	18	14.5	21.0		
G 3/4"	14	140	28	20	16	24.5	■	■
G 7/8"	14	150	28	22	18	28.3		
G 1"	11	160	30	25	20	30.8	■	■
G 1 1/4"	11	170	30	32	24	39.5		
G 1 1/2"	11	190	32	36	29	45.3		

■ available – intermediate size on request

SCHUMACHER

Short Machine Taps

Cutting Data

DIN 5157 HSS-E

straight flutes
for copper alloys

Group 1350
for blind and through holes

MS

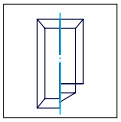

2xd_1

Art.-No.		13500
Technology	i Page 8.1	
Chamfer Length	i Page 8.2	E / 1.5-2 x P
Surface	i Page 8.3	bright
Tolerance	i Page 8.4	
Cutting Data	i Page 8.5	N3 copper alloys

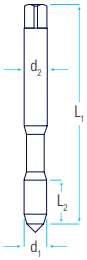

Ø d_1	P	L_1	L_2	d_2	□		
G 1/8"	28	63	22	7	5.5	8.8	■
G 1/4"	19	70	22	11	9	11.8	■
G 3/8"	19	70	22	12	9	15.3	■
G 1/2"	14	80	22	16	12	19.0	■
G 5/8"	14	80	22	18	14.5	21.0	■
G 3/4"	14	90	22	20	16	24.5	■
G 7/8"	14	90	22	22	18	28.3	■
G 1"	11	100	25	25	20	30.8	
G 1 1/8"	11	125	40	28	22	35.5	
G 1 1/4"	11	125	40	32	24	39.5	■
G 1 3/8"	11	125	40	36	29	41.75	■
G 1 1/2"	11	140	40	36	29	45.3	■
G 1 3/4"	11	140	40	40	32	51.0	
G 2"	11	160	40	45	35	57.0	

■ available – intermediate size on request

Cutting Data

Short Machine Taps

DIN 5157 HSS-E

straight flutes
for cast iron

Group 1360
for blind and through holes

CAST IRON

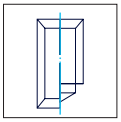

2xd_1

Art.-No.		13600/01
Technology	i Page 8.1	
Chamfer Length	i Page 8.2	C / 2-3 x P
Surface	i Page 8.3	nitrided
Tolerance	i Page 8.4	
Cutting Data	i Page 8.5	K1 grey cast iron N7 duroplastics

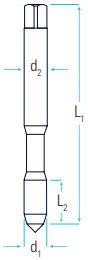

Ø d_1	P	L_1	L_2	d_2	□		
G 1/8"	28	63	22	7	5.5	8.8	■
G 1/4"	19	70	22	11	9	11.8	■
G 3/8"	19	70	22	12	9	15.3	■
G 1/2"	14	80	22	16	12	19.0	■
G 5/8"	14	80	22	18	14.5	21.0	■
G 3/4"	14	90	22	20	16	24.5	■
G 7/8"	14	90	22	22	18	28.3	■
G 1"	11	100	25	25	20	30.8	■
G 1 1/8"	11	125	40	28	22	35.5	■
G 1 1/4"	11	125	40	32	24	39.5	■
G 1 3/8"	11	125	40	36	29	41.75	■
G 1 1/2"	11	140	40	36	29	45.3	■
G 1 3/4"	11	140	40	40	32	51.0	
G 2"	11	160	40	45	35	57.0	

■ available – intermediate size on request

SCHUMACHER

Set of Taps

Cutting Data

DIN 5157 HSS-E

set of 2 pieces, straight flutes
for general construction steel

Group 1300
for blind and through holes

STEEL

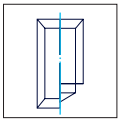

2xd_1

Art.-No.			13100	13200
Technology	i	Page 8.1		
Chamfer Length	i	Page 8.2	D / 3.5-5 x P	C / 2-3 x P
Surface	i	Page 8.3	bright	bright
Tolerance	i	Page 8.4	No. 1	No. 2
Cutting Data	i	Page 8.5	P1 general construction steel	K2+K3 spheroidal and malleable cast iron

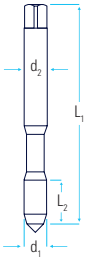

Ø d_1	P	L_1	L_2	d_2	□			
G 1/8"	28	63	22	7	5.5	8.8	■	■
G 1/4"	19	70	22	11	9	11.8	■	■
G 3/8"	19	70	22	12	9	15.3	■	■
G 1/2"	14	80	22	16	12	19.0	■	■
G 5/8"	14	80	22	18	14.5	21.0	■	■
G 3/4"	14	90	22	20	16	24.5	■	■
G 7/8"	14	90	22	22	18	28.3	■	■
G 1"	11	100	25	25	20	30.8	■	■
G 1 1/8"	11	125	40	28	22	35.5	■	■
G 1 1/4"	11	125	40	32	24	39.5	■	■
G 1 3/8"	11	125	40	36	29	41.75	■	■
G 1 1/2"	11	140	40	36	29	45.3	■	■
G 1 3/4"	11	140	40	40	32	51.0	■	■
G 2"	11	160	40	45	35	57.0	■	■

■ available – intermediate size on request

Cutting Data

Machine Taps

DIN 371 HSS-E

straight flutes
for general construction steel

Group 3400
for blind and through holes

STEEL

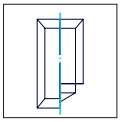

2xd_1

Art.-No.		34000
Technology	i Page 8.1	
Chamfer Length	i Page 8.2	C / 2-3 x P
Surface	i Page 8.3	bright
Tolerance	i Page 8.4	2 B
Cutting Data	i Page 8.5	P1 general construction steel

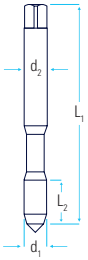

Ø d_1	P	L_1	L_2	d_2	□		
No. 4	40	56	11	3.5	2.7	2.35	■
No. 5	40	56	11	3.5	2.7	2.65	■
No. 6	32	56	12	4	3	2.85	■
No. 8	32	63	13	4.5	3.4	3.5	■
No. 10	24	70	15	6	4.9	3.9	■
No. 12	24	80	17	6	4.9	4.5	■
1/4"	20	80	17	7	5.5	5.2	■
5/16"	18	90	20	8	6.2	6.6	■
3/8"	16	100	22	9	7	8.0	■

■ available – intermediate size on request

Machine Taps

Cutting Data

DIN 376 HSS-E

straight flutes
for general construction steel

Group 4400
for blind and through holes

STEEL

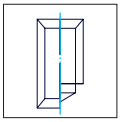

2xd_1

Art.-No.		44000
Technology	i Page 8.1	
Chamfer Length	i Page 8.2	C / 2-3 x P
Surface	i Page 8.3	bright
Tolerance	i Page 8.4	2 B
Cutting Data	i Page 8.5	P1 general construction steel

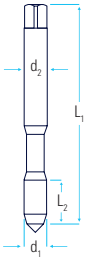

Ø d_1	P	L_1	L_2	d_2	□		
7/16"	14	100	22	8	6.2	9.4	■
1/2"	13	110	25	9	7	10.8	■
9/16"	12	110	26	11	9	12.2	■
5/8"	11	110	27	12	9	13.6	■
3/4"	10	125	30	14	11	16.5	■
7/8"	9	140	32	18	14.5	19.5	■
1"	8	160	36	20	16	22.3	■

■ available – intermediate size on request

Cutting Data

Machine Taps White Ring

DIN 371 HSS-E

straight flutes
for cast iron

Group 3430
for blind and through holes

CAST IRON

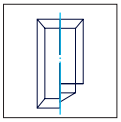

2xd_1

Art.-No.		34300/01
Technology	i Page 8.1	White Ring
Chamfer Length	i Page 8.2	C / 2-3 x P
Surface	i Page 8.3	nitrided
Tolerance	i Page 8.4	2 B
Cutting Data	i Page 8.5	K1 grey cast iron N7 duroplastics

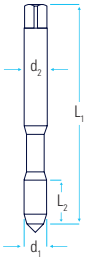

Ø d_1	P	L_1	L_2	d_2	□		
No. 4	40	56	11	3.5	2.7	2.35	
No. 5	40	56	11	3.5	2.7	2.65	■
No. 6	32	56	12	4	3	2.85	■
No. 8	32	63	13	4.5	3.4	3.5	■
No. 10	24	70	15	6	4.9	3.9	■
No. 12	24	80	17	6	4.9	4.5	
1/4"	20	80	17	7	5.5	5.2	■
5/16"	18	90	20	8	6.2	6.6	■
3/8"	16	100	22	9	7	8.0	■

■ available – intermediate size on request

Cutting Data

Machine Taps White Ring

DIN 376 HSS-E

straight flutes
for cast iron

Group 4430
for blind and through holes

CAST IRON

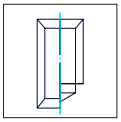

2xd_1

Art.-No.			44300/01
Technology	i	Page 8.1	White Ring
Chamfer Length	i	Page 8.2	C / 2-3 x P
Surface	i	Page 8.3	nitrided
Tolerance	i	Page 8.4	2 B
Cutting Data	i	Page 8.5	K1 grey cast iron N7 duroplastics

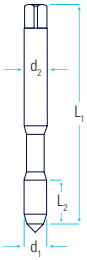

Ø d_1	P	L_1	L_2	d_2	□		
7/16"	14	100	22	8	6.2	9.4	
1/2"	13	110	25	9	7	10.8	■
9/16"	12	110	26	11	9	12.2	
5/8"	11	110	27	12	9	13.6	■
3/4"	10	125	30	14	11	16.5	■
7/8"	9	140	32	18	14.5	19.5	■
1"	8	160	36	20	16	22.3	■

■ available – intermediate size on request

Cutting Data

Machine Taps

DIN 371 HSS-E

spiral point
for general construction steel

Group 3450
for through holes

STEEL

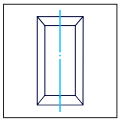

2xd_1

High Speed Cutting by Schumacher

Art.-No.				34500	34500/25
Technology	i	Page 8.1		High Volume	High Volume
Chamfer Length	i	Page 8.2		B / 3.5-5 x P	
Surface	i	Page 8.3		bright	TiN
Tolerance	i	Page 8.4		2 B	2 B
Cutting Data	i	Page 8.5		P1 general construction steel	K2+K3 spheroidal and malleable cast iron

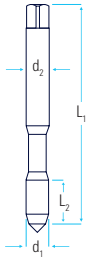

Ø d_1	P	L_1	L_2	d_2	□			
No. 4	40	56	11	3.5	2.7	2.35	■	
No. 5	40	56	11	3.5	2.7	2.65	■	■
No. 6	32	56	12	4	3	2.85	■	■
No. 8	32	63	13	4.5	3.4	3.5	■	■
No. 10	24	70	15	6	4.9	3.9	■	■
No. 12	24	80	17	6	4.9	4.5	■	
1/4"	20	80	17	7	5.5	5.2	■	■
5/16"	18	90	20	8	6.2	6.6	■	■
3/8"	16	100	22	9	7	8.0	■	■

■ available – intermediate size on request

Machine Taps

Cutting Data

DIN 376 HSS-E

spiral point
for general construction steel

Group 4450
for through holes

STEEL

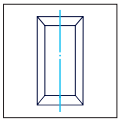

2xd_1



High Speed Cutting by Schumacher

Art.-No.			44500	44500/25
Technology	i	Page 8.1	High Volume	High Volume
Chamfer Length	i	Page 8.2	B / 3.5-5 x P	
Surface	i	Page 8.3	bright	TiN
Tolerance	i	Page 8.4	2 B	2 B
Cutting Data	i	Page 8.5	P1 general construction steel	K2+K3 spheroidal and malleable cast iron

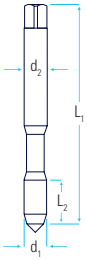

Ø d_1	P	L_1	L_2	d_2	□			
7/16"	14	100	22	8	6.2	9.4	■	
1/2"	13	110	25	9	7	10.8	■	■
9/16"	12	110	26	11	9	12.2	■	
5/8"	11	110	27	12	9	13.6	■	■
3/4"	10	125	30	14	11	16.5	■	■
7/8"	9	140	32	18	14.5	19.5	■	■
1"	8	160	36	20	16	22.3	■	■

■ available – intermediate size on request

Machine Taps Blue Ring

Cutting Data

DIN 371 HSS-E

spiral point
for chemical resistant steel

Group 3460
for through holes

INOX
Stainless

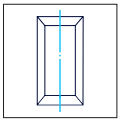

2xd_1



Art.-No.			34600/26	34600/25
Technology	i	Page 8.1	Blue Ring	Blue Ring
Chamfer Length	i	Page 8.2	B / 3.5-5 x P	
Surface	i	Page 8.3	VAP	TiN
Tolerance	i	Page 8.4	2 B	2 B
Cutting Data	i	Page 8.5	P2 high strength steel M1 chemical resistant steel S1 titanium alloys	

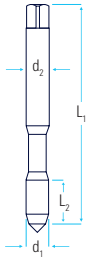

Ø d_1	P	L_1	L_2	d_2	□			
No. 4	40	56	11	3.5	2.7	2.35		
No. 5	40	56	11	3.5	2.7	2.65	■	■
No. 6	32	56	12	4	3	2.85	■	■
No. 8	32	63	13	4.5	3.4	3.5	■	■
No. 10	24	70	15	6	4.9	3.9	■	■
No. 12	24	80	17	6	4.9	4.5		
1/4"	20	80	17	7	5.5	5.2	■	■
5/16"	18	90	20	8	6.2	6.6	■	■
3/8"	16	100	22	9	7	8.0	■	■

■ available – intermediate size on request

Machine Taps Blue Ring

Cutting Data

DIN 376 HSS-E

spiral point
for chemical resistant steel

Group 4460
for through holes

INOX
Stainless

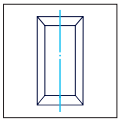

2xd_1

Art.-No.			44600/26	44600/25
Technology	i	Page 8.1	Blue Ring	Blue Ring
Chamfer Length	i	Page 8.2	B / 3.5-5 x P	
Surface	i	Page 8.3	VAP	TiN
Tolerance	i	Page 8.4	2 B	2 B
Cutting Data	i	Page 8.5	P2 high strength steel M1 chemical resistant steel S1 titanium alloys	

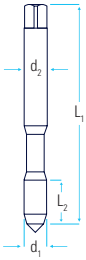

Ø d_1	P	L_1	L_2	d_2	□			
7/16"	14	100	22	8	6.2	9.4	■	
1/2"	13	110	25	9	7	10.8	■	■
9/16"	12	110	26	11	9	12.2	■	
5/8"	11	110	27	12	9	13.6	■	■
3/4"	10	125	30	14	11	16.5	■	■
7/8"	9	140	32	18	14.5	19.5	■	■
1"	8	160	36	20	16	22.3	■	■

■ available – intermediate size on request

Machine Taps Red Ring

Cutting Data

internal standard HSS-E

RH spiral flutes 20°
for high strength steel

Group 4470
for deep blind holes ≤ 3xd1

HIGH STRENGTH

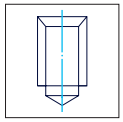

3xd_1

Art.-No.		44700/4048
Technology	i Page 8.1	Red Ring, internal coolant
Chamfer Length	i Page 8.2	C/2-3 x P
Surface	i Page 8.3	TiCN
Tolerance	i Page 8.4	2 BX
Cutting Data	i Page 8.5	P2 high strength steel

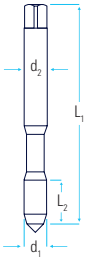

Ø d_1	P	L_1	L_2	d_2	□		
1"	8	160	30	18	14.5	22.3	■
1 1/8"	8	200	35	22	18	25.5	■
1 1/4"	8	200	35	22	18	28.5	■
1 3/8"	8	220	40	28	22	31.75	■
1 1/2"	8	220	40	32	24	35	■
1 5/8"	8	240	45	32	24	38	■

■ available – intermediate size on request

Machine Taps Red Ring

Cutting Data

DIN 371 HSS-E PM

RH spiral flutes 20°
for nickel alloys

Group 3480
for blind holes

HIGH STRENGTH

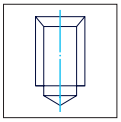

2xd_1

Art.-No.		34800
Technology	i Page 8.1	PM-Line Red Ring
Chamfer Length	i Page 8.2	3-4 x P
Surface	i Page 8.3	bright
Tolerance	i Page 8.4	2 B
Cutting Data	i Page 8.5	P2 high strength steel S1 titanium alloys S2 nickel alloys

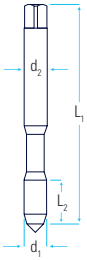

Ø d_1	P	L_1	L_2	d_2	□		
No. 4	40	56	11	3.5	2.7	2.35	
No. 5	40	56	11	3.5	2.7	2.65	
No. 6	32	56	12	4	3	2.85	
No. 8	32	63	13	4.5	3.4	3.5	■
No. 10	24	70	15	6	4.9	3.9	■
No. 12	24	80	17	6	4.9	4.5	
1/4"	20	80	17	7	5.5	5.2	■
5/16"	18	90	20	8	6.2	6.6	■
3/8"	16	100	22	9	7	8.0	■

■ available – intermediate size on request

Machine Taps Red Ring

Cutting Data

DIN 376 HSS-E PM

RH spiral flutes 20°
for nickel alloys

Group 4480
for blind holes

HIGH
STRENGTH

Art.-No.		44800
Technology	i Page 8.1	PM-Line Red Ring
Chamfer Length	i Page 8.2	3-4 x P
Surface	i Page 8.3	bright
Tolerance	i Page 8.4	2 B
Cutting Data	i Page 8.5	P2 high strength steel S1 titanium alloys S2 nickel alloys

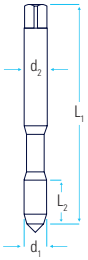

Ø d_1	P	L_1	L_2	d_2	□		
7/16"	14	100	22	8	6.2	9.4	
1/2"	13	110	25	9	7	10.8	■
9/16"	12	110	26	11	9	12.2	
5/8"	11	110	27	12	9	13.6	■
3/4"	10	125	30	14	11	16.5	■
7/8"	9	140	32	18	14.5	19.5	
1"	8	160	36	20	16	22.3	

■ available – intermediate size on request

Cutting Data

Machine Taps

DIN 371 HSS-E

RH spiral flutes 40°
for general construction steel

Group 3520
for blind holes

STEEL

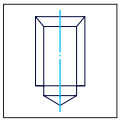

2xd_1

High Speed Cutting by Schumacher

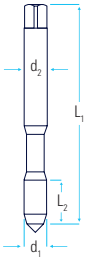

Art.-No.			35200	35200/25
Technology	i	Page 8.1	High Volume	High Volume
Chamfer Length	i	Page 8.2	C / 2-3 x P	
Surface	i	Page 8.3	bright	TiN
Tolerance	i	Page 8.4	2 B	2 B
Cutting Data	i	Page 8.5	P1 general construction steel	K2+K3 spheroidal and malleable cast iron

Ø d_1	P	L_1	L_2	d_2	□			
No. 4	40	56	6	3.5	2.7	2.35	■	
No. 5	40	56	7	3.5	2.7	2.65	■	■
No. 6	32	56	7	4	3	2.85	■	■
No. 8	32	63	8	4.5	3.4	3.5	■	■
No. 10	24	70	10	6	4.9	3.9	■	■
No. 12	24	80	10	6	4.9	4.5	■	
1/4"	20	80	13	7	5.5	5.2	■	■
5/16"	18	90	14	8	6.2	6.6	■	■
3/8"	16	100	16	9	7	8.0	■	■

■ available – intermediate size on request

Cutting Data

Machine Taps

DIN 376 HSS-E

RH spiral flutes 40°
for general construction steel

Group 4520
for blind holes

STEEL

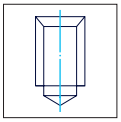

2xd_1

High Speed Cutting by Schumacher

Art.-No.			45200	45200/25
Technology	i	Page 8.1	High Volume	High Volume
Chamfer Length	i	Page 8.2	C / 2-3 x P	
Surface	i	Page 8.3	bright	TiN
Tolerance	i	Page 8.4	2 B	2 B
Cutting Data	i	Page 8.5	P1 general construction steel	K2+K3 spheroidal and malleable cast iron

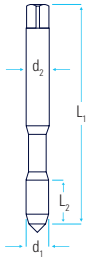

Ø d_1	P	L_1	L_2	d_2	□			
7/16"	14	100	17	8	6.2	9.4	■	
1/2"	13	110	20	9	7	10.8	■	■
9/16"	12	110	20	11	9	12.2	■	
5/8"	11	110	22	12	9	13.6	■	■
3/4"	10	125	25	14	11	16.5	■	■
7/8"	9	140	27	18	14.5	19.5	■	■
1"	8	160	30	20	16	22.3	■	■

■ available – intermediate size on request

Machine Taps Blue Ring

Cutting Data

DIN 371 HSS-E

RH spiral flutes 40°
for chemical resistant steel

Group 3530
for blind holes

INOX
Stainless

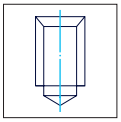

2xd_1

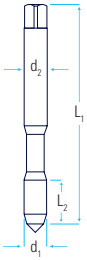

Art.-No.			35300/26	35300/25
Technology	i	Page 8.1	Blue Ring	Blue Ring
Chamfer Length	i	Page 8.2	C / 2-3 x P	
Surface	i	Page 8.3	VAP	TiN
Tolerance	i	Page 8.4	2 B	2 B
Cutting Data	i	Page 8.5	P2 high strength steel M1 chemical resistant steel S1 titanium alloys	

Ø d_1	P	L_1	L_2	d_2	□			
No. 4	40	56	6	3.5	2.7	2.35		
No. 5	40	56	7	3.5	2.7	2.65	■	■
No. 6	32	56	7	4	3	2.85	■	■
No. 8	32	63	8	4.5	3.4	3.5	■	■
No. 10	24	70	10	6	4.9	3.9	■	■
No. 12	24	80	10	6	4.9	4.5		
1/4"	20	80	13	7	5.5	5.2	■	■
5/16"	18	90	14	8	6.2	6.6	■	■
3/8"	16	100	16	9	7	8.0	■	■

■ available – intermediate size on request

Machine Taps Blue Ring

Cutting Data

DIN 376 HSS-E

RH spiral flutes 40°
for chemical resistant steel

Group 4530
for blind holes

INOX
Stainless

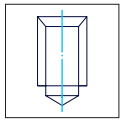

2xd_1

Art.-No.			45300/26	45300/25
Technology	i	Page 8.1	Blue Ring	Blue Ring
Chamfer Length	i	Page 8.2	C / 2-3 x P	
Surface	i	Page 8.3	VAP	TiN
Tolerance	i	Page 8.4	2 B	2 B
Cutting Data	i	Page 8.5	P2 high strength steel M1 chemical resistant steel S1 titanium alloys	

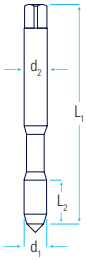

Ø d_1	P	L_1	L_2	d_2	□			
7/16"	14	100	17	8	6.2	9.4		
1/2"	13	110	20	9	7	10.8	■	■
9/16"	12	110	20	11	9	12.2		
5/8"	11	110	22	12	9	13.6	■	■
3/4"	10	125	25	14	11	16.5	■	■
7/8"	9	140	27	18	14.5	19.5	■	■
1"	8	160	30	20	16	22.3	■	■

■ available – intermediate size on request

Forming Taps

Cutting Data

DIN 371 HSS-E

straight oil grooves for steel, non-ferrous steel
and heat treatable steel

Group 3560
for blind and through holes

STEEL

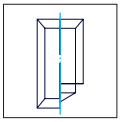

2xd_1

High Speed Cutting by Schumacher

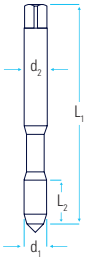

Art.-No.			35600/53	35600/2553	
Technology	i	Page 8.1	High Volume	High Volume	
Chamfer Length	i	Page 8.2	C / 2-3 x P		
Surface	i	Page 8.3	bright	TiN	
Tolerance	i	Page 8.4	2 BX	2 BX	
Cutting Data	i	Page 8.5	P1 general construction steel	P2 high strength steel	N3 copper alloys

Ø d_1	P	L_1	L_2	d_2	□			
No. 4	40	56	11	3.5	2.7	2.55	■	■
No. 5	40	56	11	3.5	2.7	2.9	■	■
No. 6	32	56	12	4	3	3.15	■	■
No. 8	32	63	13	4.5	3.4	3.8	■	■
No. 10	24	70	15	6	4.9	4.35	■	■
No. 12	24	80	17	6	4.9	4.95		
1/4"	20	80	17	7	5.5	5.8	■	■
5/16"	18	90	20	8	6.2	7.3	■	■
3/8"	16	100	22	9	7	8.8	■	■

■ available – intermediate size on request

Cutting Data

Set of Taps

DIN 351 HSS-E

set of 3 pieces, straight flutes
for general construction steel

Group 1500
for blind and through holes

STEEL

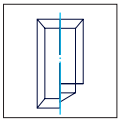

2xd_1

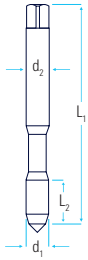

Art.-No.			15100	15200	15300
Technology	i	Page 8.1			
Chamfer Length	i	Page 8.2	D / 3.5-5 x P	3-4 x P	C / 2-3 x P
Surface	i	Page 8.3	bright	bright	bright
Tolerance	i	Page 8.4	No. 1	No. 2	No. 3 = 2 B
Cutting Data	i	Page 8.5	P1 general construction steel	K2+K3 spheroidal and malleable cast iron	

Ø d_1	P	L_1	L_2	d_2	□				
No. 4	40	40	12	3.5	2.7	2.3	■	■	■
No. 5	40	40	12	3.5	2.7	2.6	■	■	■
No. 6	32	45	14	4	3	2.8	■	■	■
No. 8	32	45	14	4.5	3.4	3.5	■	■	■
No. 10	24	50	16	6	4.9	3.9	■	■	■
No. 12	24	50	16	6	4.9	4.5	■	■	■
1/4"	20	50	18	6	4.9	5.2	■	■	■
5/16"	18	56	18	6	4.9	6.6	■	■	■
3/8"	16	70	23	7	5.5	8.0	■	■	■
7/16"	14	70	25	8	6.2	9.4	■	■	■
1/2"	13	75	28	9	7	10.8	■	■	■
9/16"	12	80	30	11	9	12.2	■	■	■
5/8"	11	80	30	12	9	13.6	■	■	■
3/4"	10	95	35	14	11	16.5	■	■	■
7/8"	9	110	38	18	14.5	19.5	■	■	■
1"	8	110	38	20	16	22.3	■	■	■

■ available – intermediate size on request

Machine Taps

Cutting Data

DIN 371 HSS-E

straight flutes
for general construction steel

Group 3600
for blind and through holes

STEEL

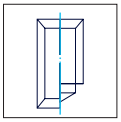

2xd_1

Art.-No.		36000
Technology	i Page 8.1	
Chamfer Length	i Page 8.2	C / 2-3 x P
Surface	i Page 8.3	bright
Tolerance	i Page 8.4	2 B
Cutting Data	i Page 8.5	P1 general construction steel

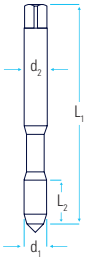

Ø d_1	P	L_1	L_2	d_2	□		
No. 5	44	56	11	3.5	2.7	2.7	■
No. 6	40	56	12	4	3	3.0	■
No. 8	36	63	13	4.5	3.4	3.5	■
No. 10	32	70	15	6	4.9	4.1	■
No. 12	28	80	17	6	4.9	4.7	■
1/4"	28	80	17	7	5.5	5.5	■
5/16"	24	90	18	8	6.2	6.9	■
3/8"	24	100	18	9	7	8.5	■

■ available – intermediate size on request

Machine Taps

Cutting Data

DIN 374 HSS-E

straight flutes
for general construction steel

Group 4600
for blind and through holes

STEEL

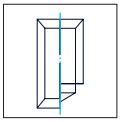

2xd_1

Art.-No.		46000
Technology	i Page 8.1	
Chamfer Length	i Page 8.2	C / 2-3 x P
Surface	i Page 8.3	bright
Tolerance	i Page 8.4	2 B
Cutting Data	i Page 8.5	P1 general construction steel

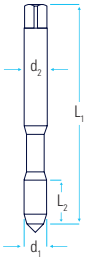

Ø d_1	P	L_1	L_2	d_2	□		
7/16"	20	100	22	8	6.2	9.9	■
1/2"	20	100	22	9	7	11.5	■
9/16"	18	100	22	11	9	12.9	■
5/8"	18	100	22	12	9	14.5	■
3/4"	16	110	25	14	11	17.5	■
7/8"	14	125	26	18	14.5	20.4	■
1"	12	140	28	18	14.5	23.3	■

■ available – intermediate size on request

SCHUMACHER

Machine Taps White Ring

Cutting Data

DIN 371 HSS-E

straight flutes
for cast iron

Group 3630
for blind and through holes

CAST IRON

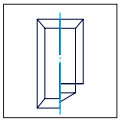

2xd_1

Art.-No.		36300/01
Technology	i Page 8.1	White Ring
Chamfer Length	i Page 8.2	C / 2-3 x P
Surface	i Page 8.3	nitrided
Tolerance	i Page 8.4	2 B
Cutting Data	i Page 8.5	K1 grey cast iron N7 duroplastics

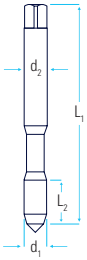

Ø d_1	P	L_1	L_2	d_2	□	
No. 5	44	56	11	3.5	2.7	2.7
No. 6	40	56	12	4	3	3.0
No. 8	36	63	13	4.5	3.4	3.5
No. 10	32	70	15	6	4.9	4.1 ■
No. 12	28	80	17	6	4.9	4.7
1/4"	28	80	17	7	5.5	5.5 ■
5/16"	24	90	18	8	6.2	6.9 ■
3/8"	24	100	18	9	7	8.5 ■

■ available – intermediate size on request

Machine Taps White Ring

Cutting Data

DIN 374 HSS-E

straight flutes
for cast iron

Group 4630
for blind and through holes

CAST IRON

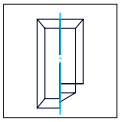

2xd_1

Art.-No.		46300/01
Technology	i Page 8.1	White Ring
Chamfer Length	i Page 8.2	C / 2-3 x P
Surface	i Page 8.3	nitrided
Tolerance	i Page 8.4	2 B
Cutting Data	i Page 8.5	K1 grey cast iron N7 duroplastics

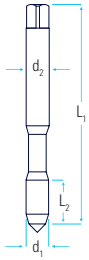

Ø d_1	P	L_1	L_2	d_2	□		
7/16"	20	100	22	8	6.2	9.9	
1/2"	20	100	22	9	7	11.5	■
9/16"	18	100	22	11	9	12.9	
5/8"	18	100	22	12	9	14.5	■
3/4"	16	110	25	14	11	17.5	■
7/8"	14	125	26	18	14.5	20.4	■
1"	12	140	28	18	14.5	23.3	■

■ available – intermediate size on request

Machine Taps

Cutting Data

DIN 371 HSS-E

spiral point
for general construction steel

Group 3650
for through holes

STEEL

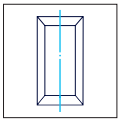

2xd_1

High Speed Cutting by Schumacher

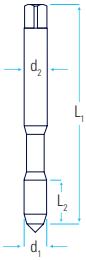

Art.-No.			36500	36500/25
Technology	i	Page 8.1		
Chamfer Length	i	Page 8.2	B / 3.5-5 x P	
Surface	i	Page 8.3	bright	TiN
Tolerance	i	Page 8.4	2 B	2 B
Cutting Data	i	Page 8.5	P1 general construction steel	K2+K3 spheroidal and malleable cast iron

Ø d_1	P	L_1	L_2	d_2	□			
No. 5	44	56	11	3.5	2.7	2.7	■	■
No. 6	40	56	12	4	3	3.0	■	■
No. 8	36	63	13	4.5	3.4	3.5	■	■
No. 10	32	70	15	6	4.9	4.1	■	■
No. 12	28	80	17	6	4.9	4.7	■	
1/4"	28	80	17	7	5.5	5.5	■	■
5/16"	24	90	18	8	6.2	6.9	■	■
3/8"	24	100	18	9	7	8.5	■	■

■ available – intermediate size on request

SCHUMACHER

Cutting Data

Machine Taps

DIN 374 HSS-E

spiral point
for general construction steel

Group 4650
for through holes

STEEL

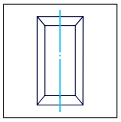

2xd_1

Art.-No.			46500	46500/25
Technology	i	Page 8.1		
Chamfer Length	i	Page 8.2	B / 3.5-5 x P	
Surface	i	Page 8.3	bright	TiN
Tolerance	i	Page 8.4	2 B	2 B
Cutting Data	i	Page 8.5	P1 general construction steel	K2+K3 spheroidal and malleable cast iron

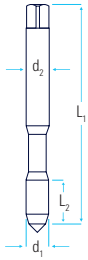

Ø d_1	P	L_1	L_2	d_2	□			
7/16"	20	100	22	8	6.2	9.9	■	
1/2"	20	100	22	9	7	11.5	■	■
9/16"	18	100	22	11	9	12.9	■	
5/8"	18	100	22	12	9	14.5	■	■
3/4"	16	110	25	14	11	17.5	■	■
7/8"	14	125	26	18	14.5	20.4	■	■
1"	12	140	28	18	14.5	23.3	■	■

■ available – intermediate size on request

SCHUMACHER

Machine Taps Blue Ring

Cutting Data

DIN 371 HSS-E

spiral point
for chemical resistant steel

Group 3660
for through holes

INOX
Stainless

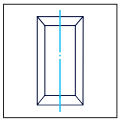

2xd_1

Art.-No.			36600	36600/25
Technology	i	Page 8.1	Blue Ring	Blue Ring
Chamfer Length	i	Page 8.2	B / 3.5-5 x P	
Surface	i	Page 8.3	bright	TiN
Tolerance	i	Page 8.4	2 B	2 B
Cutting Data	i	Page 8.5	P2 high strength steel M1 chemical resistant steel S1 titanium alloys	

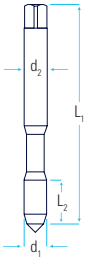

Ø d_1	P	L_1	L_2	d_2	□			
No. 5	44	56	11	3.5	2.7	2.7	■	■
No. 6	40	56	12	4	3	3.0	■	■
No. 8	36	63	13	4.5	3.4	3.5	■	■
No. 10	32	70	15	6	4.9	4.1	■	■
No. 12	28	80	17	6	4.9	4.7	■	
1/4"	28	80	17	7	5.5	5.5	■	■
5/16"	24	90	18	8	6.2	6.9	■	■
3/8"	24	100	18	9	7	8.5	■	■

■ available – intermediate size on request

SCHUMACHER

Machine Taps Blue Ring

Cutting Data

DIN 374 HSS-E

spiral point
for chemical resistant steel

Group 4660
for through holes

INOX
Stainless

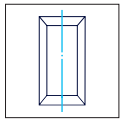

2xd_1

Art.-No.			46600	46600/25
Technology	i	Page 8.1	Blue Ring	Blue Ring
Chamfer Length	i	Page 8.2	B / 3.5-5 x P	
Surface	i	Page 8.3	bright	TiN
Tolerance	i	Page 8.4	2 B	2 B
Cutting Data	i	Page 8.5	P2 high strength steel M1 chemical resistant steel S1 titanium alloys	

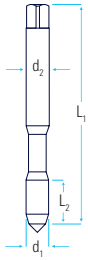

Ø d_1	P	L_1	L_2	d_2	□			
7/16"	20	100	22	8	6.2	9.9		
1/2"	20	100	22	9	7	11.5	■	■
9/16"	18	100	22	11	9	12.9		
5/8"	18	100	22	12	9	14.5	■	■
3/4"	16	110	25	14	11	17.5	■	■
7/8"	14	125	26	18	14.5	20.4	■	■
1"	12	140	28	18	14.5	23.3	■	■

■ available – intermediate size on request

SCHUMACHER

Machine Taps Red Ring

Cutting Data

DIN 371 HSS-E PM

RH spiral flutes 20°
for nickel alloys

Group 3680
for blind holes

HIGH STRENGTH

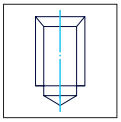

2xd_1

Art.-No.		36800
Technology	i Page 8.1	PM-Line Red Ring
Chamfer Length	i Page 8.2	3-4 x P
Surface	i Page 8.3	bright
Tolerance	i Page 8.4	2 B
Cutting Data	i Page 8.5	P2 high strength steel S1 titanium alloys S2 nickel alloys

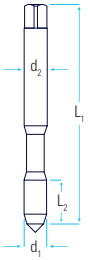

Ø d_1	P	L_1	L_2	d_2	□	⌀	
No. 5	44	56	11	3.5	2.7	2.7	
No. 6	40	56	12	4	3	3.0	
No. 8	36	63	13	4.5	3.4	3.5	■
No. 10	32	70	15	6	4.9	4.1	■
No. 12	28	80	17	6	4.9	4.7	
1/4"	28	80	17	7	5.5	5.5	■
5/16"	24	90	18	8	6.2	6.9	■
3/8"	24	100	18	9	7	8.5	■

■ available – intermediate size on request

Machine Taps

Cutting Data

DIN 371 HSS-E

RH spiral flutes 40°
for general construction steel

Group 3720
for blind holes

STEEL

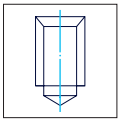

2xd_1

High Speed Cutting by Schumacher

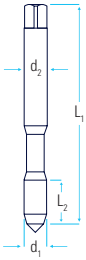

Art.-No.			37200	37200/25
Technology	i	Page 8.1		
Chamfer Length	i	Page 8.2	C / 2-3 x P	
Surface	i	Page 8.3	bright	TiN
Tolerance	i	Page 8.4	2 B	2 B
Cutting Data	i	Page 8.5	P1 general construction steel	K2+K3 spheroidal and malleable cast iron

Ø d_1	P	L_1	L_2	d_2	□			
No. 5	44	56	7	3.5	2.7	2.7	■	■
No. 6	40	56	7	4	3	3.0	■	■
No. 8	36	63	8	4.5	3.4	3.5	■	■
No. 10	32	70	10	6	4.9	4.1	■	■
No. 12	28	80	10	6	4.9	4.7	■	
1/4"	28	80	10	7	5.5	5.5	■	■
5/16"	24	90	10	8	6.2	6.9	■	■
3/8"	24	100	10	9	7	8.5	■	■

■ available – intermediate size on request

SCHUMACHER

Machine Taps

Cutting Data

DIN 374 HSS-E

RH spiral flutes 40°
for general construction steel

Group 4720
for blind holes

STEEL

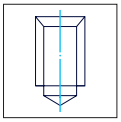

2xd_1

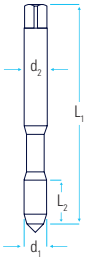

Art.-No.			47200	47200/25
Technology	i	Page 8.1		
Chamfer Length	i	Page 8.2	C / 2-3 x P	
Surface	i	Page 8.3	bright	TiN
Tolerance	i	Page 8.4	2 B	2 B
Cutting Data	i	Page 8.5	P1 general construction steel	K2+K3 spheroidal and malleable cast iron

Ø d_1	P	L_1	L_2	d_2	□			
7/16"	20	100	13	8	6.2	9.9	■	
1/2"	20	100	13	9	7	11.5	■	■
9/16"	18	100	15	11	9	12.9	■	
5/8"	18	100	15	12	9	14.5	■	■
3/4"	16	110	17	14	11	17.5	■	■
7/8"	14	125	17	18	14.5	20.4	■	■
1"	12	140	20	18	14.5	23.3	■	■

■ available – intermediate size on request

Machine Taps Blue Ring

Cutting Data

DIN 371 HSS-E

RH spiral flutes 40°
for chemical resistant steel

Group 3730
for blind holes

INOX
Stainless

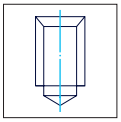

2xd_1

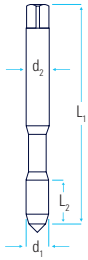

Art.-No.			37300	37300/25
Technology	i	Page 8.1	Blue Ring	Blue Ring
Chamfer Length	i	Page 8.2	C / 2-3 x P	
Surface	i	Page 8.3	bright	TiN
Tolerance	i	Page 8.4	2 B	2 B
Cutting Data	i	Page 8.5	P2 high strength steel M1 chemical resistant steel S1 titanium alloys	

Ø d_1	P	L_1	L_2	d_2	□			
No. 5	44	56	7	3.5	2.7	2.7	■	■
No. 6	40	56	7	4	3	3.0	■	■
No. 8	36	63	8	4.5	3.4	3.5	■	■
No. 10	32	70	10	6	4.9	4.1	■	■
No. 12	28	80	10	6	4.9	4.7		
1/4"	28	80	10	7	5.5	5.5	■	■
5/16"	24	90	10	8	6.2	6.9	■	■
3/8"	24	100	10	9	7	8.5	■	■

■ available – intermediate size on request

SCHUMACHER

Machine Taps Blue Ring

Cutting Data

DIN 374 HSS-E

RH spiral flutes 40°
for chemical resistant steel

Group 4730
for blind holes

INOX
Stainless

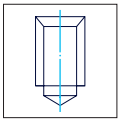

2xd_1

Art.-No.			47300	47300/25
Technology	i	Page 8.1	Blue.Ring	Blue Ring
Chamfer Length	i	Page 8.2	C / 2-3 x P	
Surface	i	Page 8.3	bright	TiN
Tolerance	i	Page 8.4	2 B	2 B
Cutting Data	i	Page 8.5	P2 high strength steel M1 chemical resistant steel S1 titanium alloys	

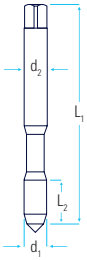

Ø d_1	P	L_1	L_2	d_2	□			
7/16"	20	100	13	8	6.2	9.9		
1/2"	20	100	13	9	7	11.5	■	■
9/16"	18	100	15	11	9	12.9		
5/8"	18	100	15	12	9	14.5	■	■
3/4"	16	110	17	14	11	17.5	■	■
7/8"	14	125	17	18	14.5	20.4	■	■
1"	12	140	20	18	14.5	23.3	■	■

■ available – intermediate size on request

Cutting Data

Set of Taps

DIN 2181 HSS-E

set of 2 pieces, straight flutes
for general construction steel

Group 1600
for blind and through holes

STEEL

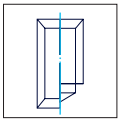

2xd_1

Art.-No.			16100	16200
Technology	i	Page 8.1		
Chamfer Length	i	Page 8.2	D / 3.5-5 x P	C / 2-3 x P
Surface	i	Page 8.3	bright	bright
Tolerance	i	Page 8.4	No.1	No. 2 = 2 B
Cutting Data	i	Page 8.5	P1 general construction steel	K2+K3 spheroidal and malleable cast iron

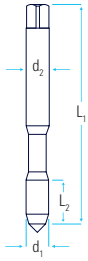

Ø d_1	P	L_1	L_2	d_2	□			
No. 8	36	45	10	4.5	3.4	3.5	■	■
No. 10	32	56	14	6	4.9	4.1	■	■
No. 12	28	56	14	6	4.9	4.7	■	■
1/4"	28	56	17	6	4.9	5.5	■	■
3/8"	24	63	18	7	5.5	8.5	■	■
7/16"	20	63	18	8	6.2	9.9	■	■
1/2"	20	70	20	9	7	11.5	■	■
3/4"	16	80	22	14	11	17.5	■	■
1"	12	90	22	18	14.5	23.3	■	■

■ available – intermediate size on request

Machine Taps

Cutting Data

internal standard HSS-E

straight flutes
for general construction steel

Group 1730
for blind and through holes

STEEL

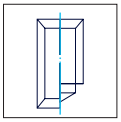

2xd_1

Art.-No.		17300
Technology	i Page 8.1	
Chamfer Length	i Page 8.2	C / 2-3 x P
Surface	i Page 8.3	bright
Tolerance	i Page 8.4	
Cutting Data	i Page 8.5	P1 general construction steel

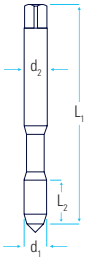

Ø d_1	P	L_1	L_2	d_2	□		
1/8"	27	90	12	7	5.5	8.5	■
1/4"	18	100	20	11	9	11	■
3/8"	18	100	22	12	9	14.5	■
1/2"	14	125	26	16	12	17.85	■
3/4"	14	140	26	20	16	23.2	■
1"	11.5	160	36	25	20	29.0	■
1 1/4"	11.5	170	30	32	24	37.8	■
1 1/2"	11.5	190	36	36	29	44.0	■
2"	11.5	220	36	45	35	56.0	■

■ available – intermediate size on request

Machine Taps Red Ring

Cutting Data

internal standard HSS-E PM

RH spiral flutes 15°
for high strength steel

Group 1750
for blind and through holes

HIGH STRENGTH

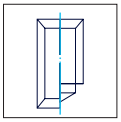

2xd_1

Art.-No.		17500
Technology	i Page 8.1	PM-Line Red Ring
Chamfer Length	i Page 8.2	C / 2-3 x P
Surface	i Page 8.3	bright
Tolerance	i Page 8.4	
Cutting Data	i Page 8.5	P2 high strength steel M1 chemical resistant steel

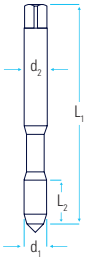

Ø d_1	P	L_1	L_2	d_2	□		
1/8"	27	90	12	7	5.5	8.5	■
1/4"	18	100	20	11	9	11	■
3/8"	18	100	22	12	9	14.5	■
1/2"	14	125	26	16	12	17.85	■
3/4"	14	140	26	20	16	23.2	■
1"	11.5	160	36	25	20	29.0	■
1 1/4"	11.5	170	30	32	24	37.8	
1 1/2"	11.5	190	36	36	29	44.0	
2"	11.5	220	36	45	35	56.0	

■ available – intermediate size on request

SCHUMACHER

Cutting Data

Set of Taps

DIN 2181 HSS-E

set of 2 pieces, straight flutes
for general construction steel

Group 1700
for blind and through holes

STEEL

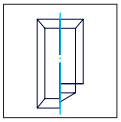

2xd_1

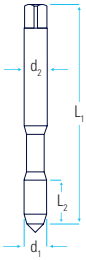

Art.-No.			17100	17200
Technology	i	Page 8.1		
Chamfer Length	i	Page 8.2	D / 3.5-5 x P	C / 2-3 x P
Surface	i	Page 8.3	bright	bright
Tolerance	i	Page 8.4	No.1	No. 2
Cutting Data	i	Page 8.5	P1 general construction steel	K2+K3 spheroidal and malleable cast iron

Ø d_1	P	L_1	L_2	d_2	□			
1/8"	27	63	12	7	5.5	8.5	■	■
1/4"	18	70	20	11	9	11	■	■
3/8"	18	80	22	12	9	14.5	■	■
1/2"	14	80	22	16	12	17.85	■	■
3/4"	14	90	22	20	16	23.2	■	■
1"	11.5	125	30	25	20	29.0	■	■

■ available – intermediate size on request

SCHUMACHER

Machine Taps

Cutting Data

DIN 40433 HSS-E

straight flutes
for general construction steel

Group 1830
for blind and through holes

STEEL

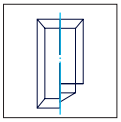

2xd_1

Art.-No.		18300
Technology	i Page 8.1	
Chamfer Length	i Page 8.2	C / 2-3 x P
Surface	i Page 8.3	bright
Tolerance	i Page 8.4	
Cutting Data	i Page 8.5	P1 general construction steel K2+K3 spheroidal and malleable cast iron

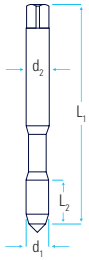

Ø d_1	P	L_1	L_2	d_2	□		
Pg 7	20	100	22	9	7	11.4	■
Pg 9	18	100	22	12	9	14	■
Pg 11	18	110	25	14	11	17.4	■
Pg 13.5	18	125	25	16	12	19.2	■
Pg 16	18	125	25	18	14,5	21.3	■
Pg 21	16	150	28	22	18	27.0	■
Pg 29	16	170	30	28	22	35.6	■
Pg 36	16	190	32	36	29	45.6	■
Pg 42	16	190	32	40	32	52.6	■
Pg 48	16	220	40	45	35	57.9	■

■ available – intermediate size on request

Set of Taps

Cutting Data

DIN 40432 HSS-E

set of 2 pieces, straight flutes
for general construction steel

Group 1800
for blind and through holes

STEEL

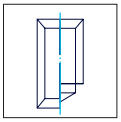

2xd_1

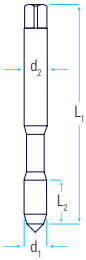

Art.-No.			18100	18200
Technology	i	Page 8.1		
Chamfer Length	i	Page 8.2	D / 3.5-5 x P	C / 2-3 x P
Surface	i	Page 8.3	bright	bright
Tolerance	i	Page 8.4	No.1	No.2
Cutting Data	i	Page 8.5	P1 general construction steel	K2+K3 spheroidal and malleable cast iron

Ø d_1	P	L_1	L_2	d_2	□			
Pg 7	20	70	20	9	7	11.4	■	■
Pg 9	18	70	20	12	9	14.0	■	■
Pg 11	18	80	22	14	11	17.4	■	■
Pg 13.5	18	80	22	16	12	19.2	■	■
Pg 16	18	80	22	18	14,5	21.3	■	■
Pg 21	16	90	22	22	18	27.0	■	■
Pg 29	16	100	25	28	22	35.6	■	■
Pg 36	16	140	25	36	29	45.6	■	■

■ available – intermediate size on request

Single Finishing Machine Taps

Cutting Data

internal standard HSS-E

2-step design, RH thread - LH spiral flutes 6°
LH thread - RH spiral flutes 6°, for general construction steel

Group 6850
for through holes

STEEL

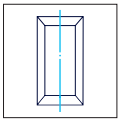

2xd_1

Art.-No.			68500	68505
Technology	i	Page 8.1		LH
Chamfer Length	i	Page 8.2		
Surface	i	Page 8.3	bright	bright
Tolerance	i	Page 8.4	7H	7H
Cutting Data	i	Page 8.5	P1 general construction steel	K2+K3 spheroidal and malleable cast iron

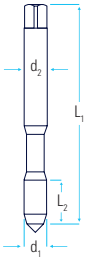

Ø d_1	P_{mm}	L_1	L_2	d_2	□			
Tr 10	2	110	65	7	5,5	8.2	■	■
Tr 12	3	160	110	8	6,2	9.25	■	■
Tr 14	3	160	110	10	8	11.25	■	■
Tr 16	4	200	130	11	9	12.3	■	■
Tr 18	4	200	130	12	9	14.3	■	■
Tr 20	4	200	130	15	12	16.3	■	■
Tr 22	5	240	155	16	12	17.3	■	■
Tr 24	5	240	155	18	14,5	19.3	■	■
Tr 26	5	260	165	20	16	21.3	■	■
Tr 28	5	270	170	22	18	23.3	■	■
Tr 30	6	290	190	22	18	24.3	■	■
Tr 32	6	300	190	25	20	26.3	■	■
Tr 36	6	320	200	28	22	30.3	■	■
Tr 40	7	390	250	32	24	33.5	■	■

■ available – intermediate size on request

Set of Taps

Cutting Data

internal standard HSS-E

set of 3 pieces, LH spiral flutes 6°
for general construction steel

Group 6800
for through holes

STEEL

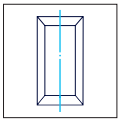

2xd_1

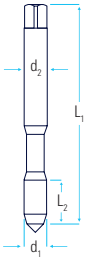

Art.-No.			68100	68200	68300
Technology	i	Page 8.1			
Chamfer Length	i	Page 8.2			
Surface	i	Page 8.3	bright	bright	bright
Tolerance	i	Page 8.4	No. 1	No. 2	No. 3 = 7H
Cutting Data	i	Page 8.5	P1 general construction steel	K2+K3 spheroidal and malleable cast iron	

Ø d_1	P_{mm}	L_1	L_2	d_2	□				
Tr 10	2	90	35	7	5,5	8.2	■	■	■
Tr 12	3	110	45	8	6,2	9.25	■	■	■
Tr 14	3	130	45	10	8	11.25	■	■	■
Tr 16	4	140	55	11	9	12.3	■	■	■
Tr 18	4	150	55	12	9	14.3	■	■	■
Tr 20	4	160	55	15	12	16.3	■	■	■
Tr 22	5	180	70	16	12	17.3	■	■	■
Tr 24	5	190	70	18	14,5	19.3	■	■	■
Tr 26	5	210	70	20	16	21.3	■	■	■
Tr 28	5	220	70	22	18	23.3	■	■	■
Tr 30	6	240	85	22	18	24.3	■	■	■
Tr 32	6	255	85	25	20	26.3	■	■	■
Tr 36	6	280	85	28	22	30.3	■	■	■
Tr 40	7	310	100	32	24	33.5	■	■	■

■ available – intermediate size on request

Set of Taps

Cutting Data

internal standard HSS-E

set of 3 pieces, RH spiral flutes 6°
for general construction steel

Group 6800 LH
for through holes

STEEL

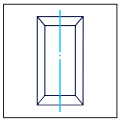

2xd_1

Art.-No.			68105	68205	68305
Technology	i	Page 8.1	LH	LH	LH
Chamfer Length	i	Page 8.2			
Surface	i	Page 8.3	bright	bright	bright
Tolerance	i	Page 8.4	No. 1	No. 2	No. 3 = 7H
Cutting Data	i	Page 8.5	P1 general construction steel	K2+K3 spheroidal and malleable cast iron	

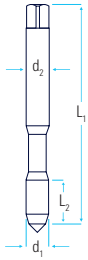

Ø d_1	P_{mm}	L_1	L_2	d_2	□				
Tr 10	2	90	35	7	5.5	8.2	■	■	■
Tr 12	3	110	45	8	6.2	9.25	■	■	■
Tr 14	3	130	45	10	8	11.25	■	■	■
Tr 16	4	140	55	11	9	12.3	■	■	■
Tr 18	4	150	55	12	9	14.3	■	■	■
Tr 20	4	160	55	15	12	16.3	■	■	■
Tr 22	5	180	70	16	12	17.3	■	■	■
Tr 24	5	190	70	18	14.5	19.3	■	■	■
Tr 26	5	210	70	20	16	21.3	■	■	■
Tr 28	5	220	70	22	18	23.3	■	■	■
Tr 30	6	240	85	22	18	24.3	■	■	■
Tr 32	6	255	85	25	20	26.3	■	■	■
Tr 36	6	280	85	28	22	30.3	■	■	■
Tr 40	7	310	100	32	24	33.5	■	■	■

■ available – intermediate size on request

SCHUMACHER

PRECISION TOOLS SINCE 1918

Developed by: ToolDesign by Schumacher

CATALOGUE NO. 124 S - THREADING TECHNOLOGY

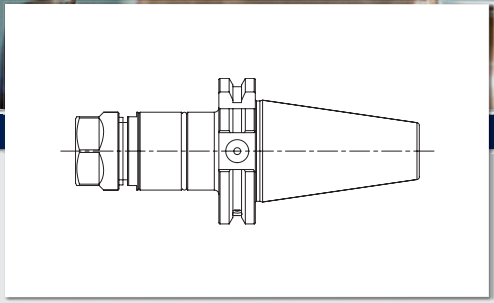

Edition
Tap Holder

New product development

SCHUMACHER

Tap Holder - NUMERIC

DIN 69871 AD/B
with coolant feed

Group S2000
for machines with synchronous spindle

minimum length compensation

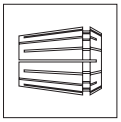

NUMERIC
Supporting Digital Production

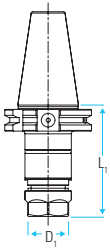

Art.-No.	S2000
Technology	NUMERIC
Tool Adaptation	ER (GB) collet
Shank Types	ISO taper shanks
Cooling & Lubrication	internal coolant - lubricant supply

SK-Size	Taps	Ø Range	Ø D_1	L_1	C	T	Size	Dimension	Availability
40	M 3 - M 12	3.5 - 10	28	79	0.4	0.2	ER16	79/28	■
	M 3 - M 16	3.5 - 10	34	85	0.4	0.2	ER20	85/34	■
	M 3 - M 20	3.5 - 16	42	90	0.4	0.2	ER25	90/42	■
	M 4 - M 27	3.5 - 16	50	100	0.4	0.2	ER32	100/50	■
	M 4 - M 33	7 - 16	63	105	0.4	0.2	ER40	105/63	■
50	M 3 - M 12	3.5 - 10	28	79	0.4	0.2	ER16	79/28	■
	M 3 - M16	3.5 - 10	34	85	0.4	0.2	ER20	85/34	■
	M 3 - M20	3.5 - 16	42	90	0.4	0.2	ER25	90/42	■
	M 4 - M 27	3.5 - 16	50	100	0.4	0.2	ER32	100/50	■
	M 4 - M 33	7 - 16	63	105	0.4	0.2	ER40	105/63	■

Tap Holder - NUMERIC

DIN 69893 HSK-A
with coolant feed

Group S2200
for machines with synchronous spindle

minimum length compensation

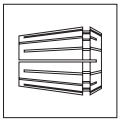

NUMERIC
Supporting Digital Production

Art.-No.	S2200
Technology	NUMERIC
Tool Adaptation	ER (GB) collet
Shank Types	Hollow taper shanks
Cooling & Lubrication	internal coolant - lubricant supply

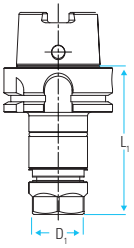

HSK-Size	Tabs	Ø Range	Ø D_1	L_1	C	T	Size	Dimension	Availability
63	M 3 - M 16	3.5 - 10	34	90	0.4	0.2	ER20	90/34	■
	M 3 - M 20	3.5 - 16	42	94	0.4	0.2	ER25	94/42	■
	M 4 - M 27	3.5 - 16	50	105	0.4	0.2	ER32	105/50	■

Tap Holder - NUMERIC

DIN 1835 B + E
with coolant feed

Group S2400
for machines with synchronous spindle

minimum length compensation

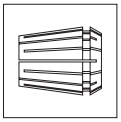

NUMERIC
Supporting Digital Production

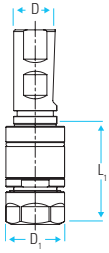

Art.-No.	S2400
Technology	NUMERIC
Tool Adaptation	ER (GB) collet
Shank Types	straight shank
Cooling & Lubrication	internal coolant - lubricant supply

Zyl.-Size-D	Taps	Ø Range	Ø D_1	L_1	C	T	Size	Dimension	Availability
20	M 3 - M 16	3.5 - 10	34	58	0.4	0.2	ER20	58/34	■
25	M 3 - M 16	3.5 - 10	34	61	0.4	0.2	ER20	61/31	■
	M 4 - M 27	3.5 - 16	50	69	0.4	0.2	ER32	69/50	■

SCHUMACHER

Tap Holder - NUMERIC

DIN 69871 AD/B

Group S4000
for machines with synchronous spindle

minimum length compensation

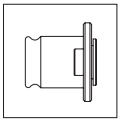

NUMERIC
Supporting Digital Production

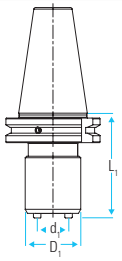

Art.-No.	S4000
Technology	NUMERIC
Tool Adaptation	Quick Change Adapter
Shank Types	ISO taper shanks
Cooling & Lubrication	–

SK-Size	Taps	Ø d_1	Ø D_1	L_1	C	T	Size	Dimension	Availability
30	M 3 - M 12	19	36	65	0.4	0.2	1	65/36	■
	M 8 - M 20	31	53	89	0.4	0.2	2	89/53	■
40	M 3 - M12	19	36	65	0.4	0.2	1	65/36	■
	M 8 - M 20	31	53	79	0.4	0.2	2	79/53	■
	M 14 - M 33	48	78	115	0.4	0.2	3	115/78	■
50	M 3 - M 12	19	36	65	0.4	0.2	1	65/36	■
	M 8 - M 20	31	53	79	0.4	0.2	2	79/53	■
	M 14 - M 33	48	78	115	0.4	0.2	3	115/78	■

SCHUMACHER

Tap Holder - NUMERIC

DIN 69893 HSK-A

Group S4200
for machines with synchronous spindle

minimum length compensation

NUMERIC
Supporting Digital Production

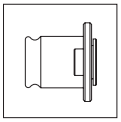

Art.-No.	S4200
Technology	NUMERIC
Tool Adaptation	Quick Change Adapter
Shank Types	Hollow taper shanks
Cooling & Lubrication	–

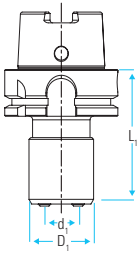

HSK-Size	Taps	Ø d_1	Ø D_1	L_1	C	T	Size	Dimension	Availability
32	M 3 - M 12	19	36	75	0.4	0.2	1	75/36	■
50	M 3 - M 12	19	36	72	0.4	0.2	1	72/36	■
	M 8 - M 20	31	53	91	0.4	0.2	2	91/53	■
63	M 3 - M 12	19	36	75	0.4	0.2	1	75/36	■
	M 3 - M 12	19	36	80	0.4	0.2	1	80/36	■
	M 3 - M 12	19	36	120	0.4	0.2	1	120/36	■
	M 3 - M 12	19	36	152	0.4	0.2	1	152/36	■
	M 3 - M 12	19	36	180	0.4	0.2	1	180/36	■
	M 8 - M 20	31	53	89	0.4	0.2	2	89/53	■
	M 14 - M 33	48	78	121	0.4	0.2	3	121/78	■
100	M 3 - M 12	19	36	75	0.4	0.2	1	75/36	■
	M 3 - M 12	19	36	160	0.4	0.2	1	160/36	■
	M 8 - M 20	31	53	94	0.4	0.2	2	94/53	■
	M 8 - M 20	31	53	160	0.4	0.2	2	160/53	■
	M 14 - M 33	48	78	127	0.4	0.2	3	127/78	■
	M 14 - M 33	48	78	160	0.4	0.2	3	160/78	■

SCHUMACHER

Tap Holder - NUMERIC

DIN 1835 B

Group S4400
for machines with synchronous spindle

minimum length compensation

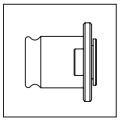

NUMERIC
Supporting Digital Production

Art.-No.	S4400
Technology	NUMERIC
Tool Adaptation	Quick Change Adapter
Shank Types	straight shank
Cooling & Lubrication	–

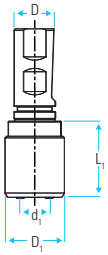

Zyl.-Size-D	Taps	Ø d_1	Ø D_1	L_1	C	T	Size	Dimension	Availability
20	M 3 - M 12	19	36	46	0.4	0.2	1	46/36	■
	M 3 - M 12	19	36	107.5	0.4	0.2	1	107.5/36	■
25	M 3 - M 12	19	36	46	0.4	0.2	1	46/36	■
	M 8 - M 20	31	53	74	0.4	0.2	2	74/53	■
	M 14 - M 33	48	78	107.5	0.4	0.2	3	107.5/78	■
32	M 3 - M 12	19	36	74	0.4	0.2	1	74/36	■

Tap Holder

DIN 69871 AD/B

Group S1000
for CNC machining centers and
conventional machine tools

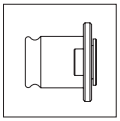

Art.-No.	S1000
Technology	
Tool Adaptation	Quick Change Adapter
Shank Types	ISO taper shanks
Cooling & Lubrication	–

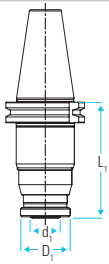

SK-Size	Taps	Ø d_1	Ø D_1	L_1	C	T	Size	Dimension	Availability
40	M 3 - M 12	19	45	90	5	15	1	90/45	■
	M 6 - M 24	31	63	120	5	20	2	120/63	■
50	M 3 - M 12	19	45	130	5	15	1	130/45	■
	M 6 - M 24	31	63	142	5	20	2	142/63	■
	M 6 - M 24	31	63	187	5	20	2	187/63	■
	M 18 - M 38	48	98	175	10	25	3	175/98	■

SCHUMACHER

Tap Holder

DIN 69893 HSK-A

Group S1200
for CNC machining centers and
conventional machine tools

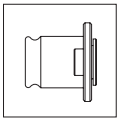

Art.-No.	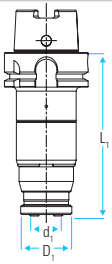	S1200
Technology		
Tool Adaptation		Quick Change Adapter
Shank Types		Hollow taper shanks
Cooling & Lubrication		–

HSK-Size	Taps	Ø d_1	Ø D_1	L_1	C	T	Size	Dimension	Availability
63	M 3 - M 12	19	45	120	5	15	1	120/45	■
	M 6 - M 24	31	63	142	5	20	2	142/63	■
100	M 3 - M 12	19	45	130	5	15	1	130/45	■
	M 6 - M 24	31	63	142	5	20	2	142/63	■

Tap Holder

DIN 228 B

Group S1400
for CNC machining centers and
conventional machine tools

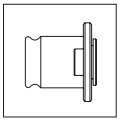

Art.-No.	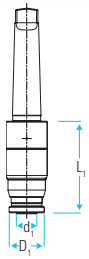	S1400
Technology		
Tool Adaptation		Quick Change Adapter
Shank Types		Morse taper shanks
Cooling & Lubrication		–

MK-Size	Taps	Ø d_1	Ø D_1	L_1	C	T	Size	Dimension	Availability
5	M 3 - M 12	19	45	145	5	15	1	145/45	■
5	M 6 - M 24	31	63	175	5	20	2	175/63	■

Color Ring Series

The color ring line comprises machine taps from five different product groups which meet the requirements of highly sophisticated industries such as automotive, aerospace or chemicals. By their color marking, the appropriate use of these taps is facilitated. Selected hard material coatings increase the range of employment.

White Ring
Product line for grey cast iron

Red Ring
Product line for high strength heat treatable steel and nickel alloys

Blue Ring
Product line for use in INOX/stainless steel



Black Ring
Product line for general purpose »Black Power«

Yellow Ring
Product line for use in titanium alloys

Chamfer Types

Form	Chamfer length l_4 [1] [x pitch]	Chamfer angle $\varkappa$ [°]	Main field of application:	
A	6 to 8	5°	short through holes	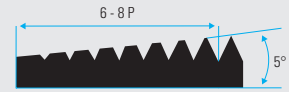
B	3.5 to 5	8°	through holes in mid and long chipping materials	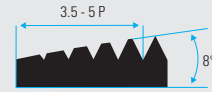
C	2 to 3	15°	blind holes and through holes in short chipping materials	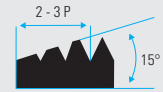
D	3.5 to 5	8°	blind holes with long thread run-out and through holes	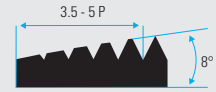
E	1.5 to 2	23°	blind holes with very short thread run-out	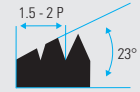
F	1 to 1.5	> 28°	blind holes with very short thread run-out	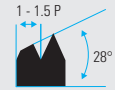

[1] The number of pitches is a simple, practice-oriented criterion for defining the chamfer length of taps

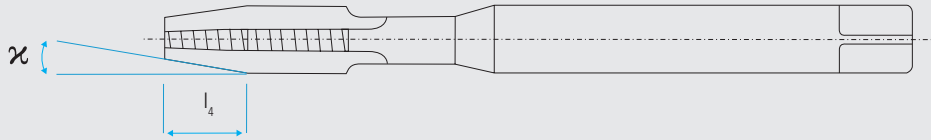

Coatings

Technologies for hard material coatings of HSS and solid carbide tools are increasingly important since they bring about advantages such as:

› an increase in tool life
› a reduction of set-up times

and a substantial
› increase of working speeds
These factors justify the extra expenditures compared to tools without hard material coatings.

TiN Coating

Allround coating designed to improve tool life and optimize cutting speed. With a surface hardness of 2600 HV 0.05 and a frictional coefficient of 0.40 this coating can be applied in working temperatures of up to 450°C. The thickness of the layer ranges between 2 - 4 µm. TiN coatings have a internal compressive stress of approx. 3.1 GPa.

TiCN Coating

Improved tribological characteristics compared to TiN. Micro hardness at 3000 HV 0.05; frictional coefficient reduced to 0.35 compared to steel. Temperature stability of TiCN layers (thickness of 2 - 4 µm) extends up to 350°C. Internal compressive stress is at 3.5 GPa.

TiAlN Coating

Optimized PVD layer system, for hard materials of up to 50 HRC. Enhanced range of employment due to temperature stability up to 800°C and micro hardness of 3000 HV 0,05. This layer system features an oxidizing protection layer which provides the tool with a 'renewal effect.' Internal compressive stress of 1.9 GPa. The coating system is applied with a layer thickness of 2-4 µm.

SG4 Coating

Special coating made of super hard coating layer and solid state lubrication layer. Sectors of use comprise dry cutting and minimum lubrification. Wide range of applications due to optimum friction results and reduced tendency of adhesion.

CrN Coating

PVD layer system for non-ferrous materials and thermoplastics. It can be applied in working temperatures up to 600°C and has a low frictional coefficient of 0.3 compared to steel. The layer system has a thickness of 6 µm and a micro hardness of 1750 HV 0.05.

DLC Coating

The diamond like carbon layer ist the best solution for non-ferrous materials. The high surface hardness of 5000 HV 0,05 is combined with a very low friction coefficient of 0.1 compared to steel. The characteristics are completed by the reduced layer thickness of 0.8-1.2 µm and a high temperature stability up to 500°C. Because of this the material adhesion is significantly reduced.

Tolerance Levels

Schematic description of production tolerances applicable for metric internal thread – in addition please also find below the specific tolerance fields for tap production.

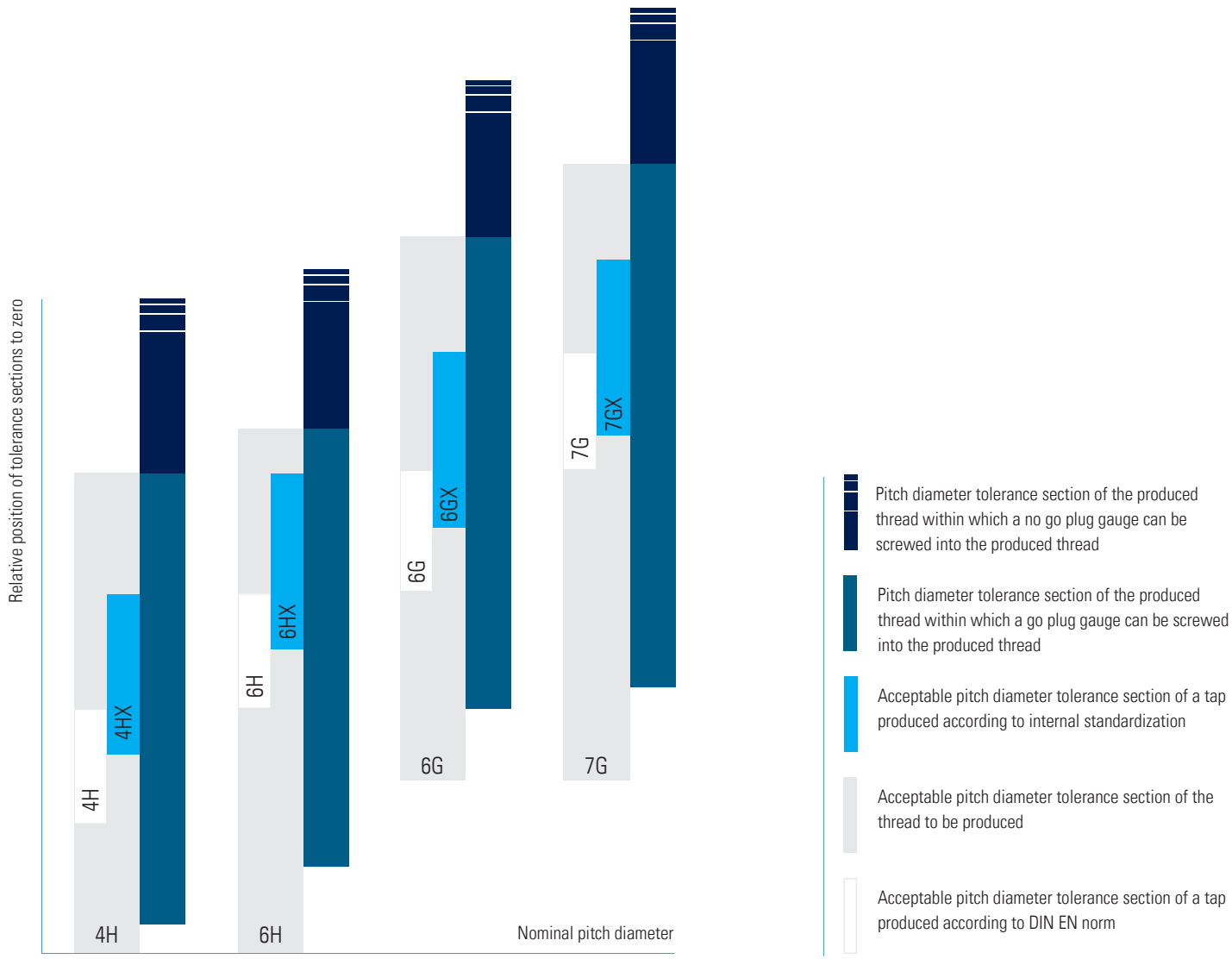

Cutting Data

Definition of rotation and cutting speeds for threading tools.

The table below contains the calculated values of rotation and cutting speeds for threading tools between M 3 and M 42. In most cases these calculations will serve for workshop use in practice. If interim values should be required, these can be calculated by drawing upon the formulas listed below.

nominal/diameter	round per minute [1/min]												
M3	425	530	635	850	1060	1270	1590	2120	2330	2650	2965	3180	3390
M4	319	398	480	635	795	955	1190	1590	1750	1990	2230	2390	2550
M5	255	318	382	510	635	765	955	1270	1400	1590	1785	1910	2040
M6	212	265	318	425	530	635	795	1060	1170	1325	1485	1590	1700
M8	159	198	238	318	398	478	598	795	875	995	1115	1195	1275
M10	127	159	191	255	318	382	478	636	700	795	892	955	1020
M12	106	133	159	212	265	318	398	531	584	664	744	795	850
M14	91	114	136	182	228	273	342	455	500	568	636	682	728
M16	80	100	119	159	199	239	299	398	438	497	557	597	637
M18	71	88	106	142	177	212	265	354	388	442	495	530	565
M20	64	80	95	127	159	192	239	318	350	398	446	478	510
M22	58	72	87	116	145	174	217	290	318	362	405	435	463
M24	53	66	80	106	133	159	200	266	292	332	372	398	425
M27	47	59	71	95	118	142	177	236	260	295	330	355	378
M30	42	53	64	85	106	127	159	212	234	265	297	318	340
M33	39	48	58	77	96	116	145	193	212	242	270	290	309
M36	35	44	53	71	88	106	133	177	195	221	248	265	283
M39	33	41	49	65	82	98	122	163	180	205	228	245	262
M42	30	38	45	61	76	91	114	152	167	190	212	228	243
	4	5	6	8	10	12	15	20	22	25	28	30	32
	Cutting speed v [m/min]												

legend:

v = Cutting speed [m/min]
d = Nominal tap diameter [m]
n = Tool spindle rotation [1/min]
π = 3.14

$$v = d \times \pi \times n$$

$$n = \frac{v}{d \times \pi}$$

Work Piece Material Groups/Cutting Data

Material Groups DIN ISO 513	Schumacher	Description	DIN Description	DIN 17 007 Material-No.	Strength [N/mm²]	Cutting Speed v_c [m/min] v_c forming taps = v_c + 30-50% HSS-E / VHM bright	coated
P	P1	Carbon steels	St 33	1.0035	290	10 - 15	15 - 25
	P1	Carbon steels	St 37	1.0120	340 - 370	10 - 15	15 - 25
	P1	Carbon steels	St 50	1.0531	470 - 610	10 - 15	15 - 25
	P1	Carbon steels	St 60 - 2	1.0060	570 - 710	10 - 15	15 - 25
	P1	Carbon steels	St 70 - 2	1.0070	670 - 830	10 - 15	15 - 25
	P1	Heat-treatable steels	C 45	1.0503	650 - 800	10 - 15	15 - 25
	P1	Tool steels	21 MnCr 5	1.2162	720	8 - 10	10 - 15
	P1	Free-cutting steels	9 S 20 K	1.0711	360	10 - 15	15 - 25
	P1	Free-cutting steels	9 SMnPb 28	1.0718	380	10 - 15	15 - 25
	P1	Free-cutting steels	35 SMn 20	1.0726	490 - 610	10 - 15	15 - 25
	P1	Hot-Work steels	X 10 CrSi 13	1.4722	690	3 - 5	5 - 8
	P1	Cast Steels	GS 45	1.0443	440	10 - 15	15 - 25
	P1	Cast Steels	GS 60	1.0553	590	10 - 15	15 - 25
	P1	Cast Steels	GS 70	1.0554	685	10 - 15	15 - 25
	P1	Case-hardened steels	C 15	1.0401	600 - 800	10 - 15	15 - 25
	P1	Case-hardened steels	Ck 15	1.1141	500 - 800	10 - 15	15 - 25
	P2	Case-hardened steels	20 MnCr 5	1.7147	1000 - 1300	10 - 15	15 - 25
	P2	Case-hardened steels	17 CrNiMo 6	1.6587	1050 - 1350	2 - 5	5 - 10
	P2	Heat-treatable steels	C 60	1.0601	800 - 850	10 - 15	15 - 25
	P2	Heat-treatable steels	46 Cr 2	1.7003	700 - 850	2 - 5	5 - 10
	P2	Heat-treatable steels	25 CrMo 4	1.7218	800 - 950	2 - 5	5 - 10
	P2	Tool steels	105 WCr 6	1.2419		8 - 10	10 - 15
	P2	Tool steels	X 45 NiCrMo 4	1.2767	850	8 - 10	10 - 15
	P2	Tool steels	55 Ni Cr Mo V 6	1.2713	810	8 - 10	10 - 15
	P2	Nitriding Steels	31 CrMo 12	1.8515	1000 - 1200	3 - 5	5 - 8
	P2	Nitriding Steels	34 CrAlMo 5	1.8505	800 - 950	3 - 5	5 - 8
	P2	Nitriding Steels	34 CrAlNi 7	1.8550	850 - 1050	3 - 5	5 - 8

Work Piece Material Groups/Cutting Data

Material Groups DIN ISO 513	Schumacher	Description	DIN Description	DIN 17 007 Material-No.	Strength [N/mm2]	Cutting Speed v_c [m/min] v_c forming taps = v_c + 30-50% HSS-E / VHM bright	coated
M	M1	Stainless steels ferritic	X 6 Cr 13	1.4000	400 - 600	3 - 5	5 - 8
	M1	Stainless steels ferritic	X 4 CrMoS 18	1.4105	450 - 650	3 - 5	5 - 8
	M1	Stainless steels martensitic	X 30Cr 13	1.4028	800 - 1000	3 - 5	5 - 8
	M1	Stainless steels martensitic	X 12 CrMoS 17	1.4104	600 - 840	3 - 5	5 - 8
	M1	Stainless steels austenitic	X 5 CrNi 18 10	1.4301	500 - 700	3 - 5	5 - 8
	M1	Stainless steels austenitic	X 6 CrNiMoTi 17 12 2	1.4571	500 - 730	3 - 5	5 - 8
	M1	Stainless steels austenitic	X 2 CrNiMo 18 14 3	1.4435	490 - 690	3 - 5	5 - 8
	M1	Cast Steels	G X 6 CrNiMo 18 10	1.4408	440 - 640	3 - 5	5 - 8
	M1	Cast Steels	G X 2 CrNiMoN 17 13 5	1.4439	490 - 690	3 - 5	5 - 8
	M2	Duplex steels	X 2 CrNiMoN22-5-3	1.4462	880	3 - 5	5 - 8
K	K1	Grey cast iron	EN-GJL-100 (GG 10)	0.6010	88	8 - 12 | 25 - 30	12 - 20
	K1	Grey cast iron	EN-GJL-200 (GG 20)	0.6020	195	8 - 12 | 25 - 30	12 - 20
	K1	Grey cast iron	EN-GJL-300 (GG 30)	0.6030	295	8 - 12 | 25 - 30	12 - 20
	K1	Grey cast iron	EN-GJL-400 (GG 40)	0.6040	390	8 - 12 | 25 - 30	12 - 20
	K2	Nodular cast iron	EN-GJS-400-15 (GGG 40)	0.7040	400	5 - 8	10 - 20
	K2	Nodular cast iron	EN-GJS-500-7 (GGG 50)	0.7045	500	5 - 8	10 - 20
	K2	Nodular cast iron	EN-GJS-600-3 (GGG 60)	0.7060	600	5 - 8	10 - 20
	K3	Malleable cast iron	EN-GJMW-400-5 (GTW-40)	0.8040	400	10 - 15	15 - 20
	K3	Malleable cast iron	EN-GJMW-450-7 (GTW-45)	0.8045	450	10 - 15	15 - 20
	K3	Malleable cast iron	EN-GJMW-550-4 (GTW-55)	0.8055	550	10 - 15	15 - 20
	K3	Malleable cast iron	EN-GJMB-350-10 (GTS-35)	0.8135	350	10 - 15	15 - 20
	K3	Malleable cast iron	EN-GJMB-450-6 (GTS-45)	0.8145	450	10 - 15	15 - 20
	K3	Malleable cast iron	EN-GJMB-550-4 (GTS-55)	0.8155	550	10 - 15	15 - 20
N	N1	Aluminium wrought alloys	AlMn 1	3.0515	150 - 200	20 - 25	25 - 35
	N1	Aluminium wrought alloys	AlMg 3	3.3535	200 - 300	20 - 25	25 - 35
	N1	Aluminium wrought alloys	AlMgSiPb	3.0615	200 - 270	20 - 25	25 - 35
	N1	Aluminium wrought alloys	AlZn 4.5 Mg 1	3.4335		20 - 25	25 - 35
	N2	Aluminium cast alloys	G-Al Mg 3	3.3541	140 - 200	20 - 30	30 - 40
	N2	Aluminium cast alloys	G-Al Cu 4	3.1841	280 - 400	20 - 30	30 - 40
	N2	Aluminium cast alloys	G-Al Si 10 Mg	3.2381	250 - 320	20 - 30	30 - 40
	N3	Copper alloys	E-Cu	2.0060	250	10 - 15	15 - 20
	N3	Copper alloys	SE-Cu	2.0070	300	10 - 15	15 - 20
	N3	Special copper alloys	Ampco 18		159 - 183	2 - 4	4 - 6
	N3	Special copper alloys	Ampco 21		285 - 311	2 - 4	4 - 6
	N3	Special copper alloys	Ampco 25		356 - 394	2 - 4	4 - 6

Work Piece Material Groups/Cutting Data

Material Groups DIN ISO 513	Schumacher	Werkstoffart	DIN Beschreibung	DIN 17 007 Material-No.	Strength [N/mm2]	Cutting Speed v_c [m/min] v_c forming taps = v_c + 30-50% HSS-E / VHM bright	coated
N	N4	Brass long chipping	Cu Zn 30 (Ms 70)	2.0265		20 - 25 | 30 - 50	25 - 35
	N4	Brass short chipping	CuZn 39 Pb 2 (Ms 58)	2.0380		20 - 25 | 30 - 50	25 - 35
	N4	Brass short chipping	Cu Zn 40 Al 2	2.0550		20 - 25 | 30 - 50	25 - 35
	N5	Bronze short chipping	CuPb 5 Sn 5	2.1170	250	10 - 15	15 - 20
	N5	Bronze long chipping	Cu Sn 6	2.1030	400 - 550	10 - 15	15 - 20
	N5	Bronze	G-CuPb 10 Sn	2.1176	230	10 - 15	15 - 20
	N6	Thermoplastics long chipping	Hostalen			20 - 30	30 - 40
	N6	Thermoplastics long chipping	Makrolon			20 - 30	30 - 40
	N6	Thermoplastics long chipping	PS Polystyrol			20 - 30	30 - 40
	N6	Thermoplastics long chipping	POM Polymethylen			20 - 30	30 - 40
	N6	Thermoplastics long chipping	PVC Ployvinylchlorid			20 - 30	30 - 40
	N6	Thermoplastics long chipping	PA Polyamid			20 - 30	30 - 40
	N7	Duroplastics short chipping	Bakelit			3 - 5	5 - 8
	N7	Duroplastics short chipping	Pertinax			3 - 5	5 - 8
	N7	Duroplastics short chipping	Ferrozell			3 - 5	5 - 8
	N7	Duroplastics short chipping	Resopal			3 - 5	5 - 8
	N8	Magnesium alloys	AZ 91			-	15 - 20
S	S1	Pure titanium	Ti 99.5	3.7024.1	290 - 410	2 - 4	4 - 6
	S1	Pure titanium	Ti 99.4	3.7055	450 - 550	2 - 4	4 - 6
	S1	Titanium alloys	TiAl 5 Sn 2	3.7114	840 - 990	2 - 4	4 - 6
	S1	Titanium alloys	Ti Al 6V4	3.7165	910 - 1100	2 - 4	4 - 6
	S2	Pure nickel	Ni 99.6	2.4060	370 - 590	2 - 4	4 - 6
	S2	Pure nickel	Ni 99.2	2.4068	340 - 540	2 - 4	4 - 6
	S2	Nickel alloys	Monel 400	2.4360	800	2 - 4	4 - 6
	S2	Nickel alloys	Hastelloy C	2.4812	900	2 - 4	4 - 6
	S2	Nickel alloys	Inconel 600	2.4816	700	2 - 4	4 - 6
	S2	Nickel alloys	Nimonic 90	2.4632	1200	2 - 4	4 - 6
H	H1	Hardened steels	up to 50 HRC			6 - 8	2 - 4
	H2	Hardened steels	up to 55 HRC			1 - 3	1 - 3
	H2	Hardened steels	up to 60 HRC			1 - 3	-

Schumacher Precision Tools GmbH

Postfach / P.O. Box 13 04 60
42819 Remscheid
Germany

Kueppelsteiner Strasse 18 - 20
D-42857 Remscheid
Germany

Phone: +49 (0) 21 91 / 97 04 - 0
Fax: +49 (0) 21 91 / 97 04 - 30

www.schumachertool.de
info@schumachertool.de

Responsible
Schumacher Precision Tools GmbH

Conzept, Design und Production
.jpg | Joerg Preusser Gestaltung (Dipl. Des. FH), Cologne
www.jpg-grafik.de

Date
August 2016

W120051-0816 Catalogue No. 124 G

Schumacher Precision Tools GmbH

Kueppelsteiner Strasse 18-20
42857 Remscheid/Germany

www.schumachertool.de
info@schumachertool.de
Phone: +49 (0) 21 91 / 97 04-0